

BATTLETECH™

MISSIONS




Mission 3028-02: A Bridge to Where?
Hashi Bridge, Were River, Shaula
September 10, 3028
Pilot Skill: 3-4

Okay boys, listen up! Operations are proceeding nicely here on Shaula. The Lyrans are advancing on all fronts and the DCMS troops have begun to fall back across the Were River. The Lyrans are expecting to push across the river in the next day or two, and they need to know all about the defenses at the Hashi bridge here at grid point Charlie. It turns out they don't have any assault 'mechs handy, so they want us to go ahead and do the reconnaissance for them. Of course, if we take the bridge, then they won't have to go through all the trouble. I doubt the Dracs would expect a group of lowly Mercs like us to try and take it from them.

So, saddle up, we move in five and will rendezvous in Sector 3 at map reference Charlie 4 and head to the bridge. Remember we need to gather information first and foremost, but the Lyrans have deep pockets and it sure would be nice to save them the trouble of storming the bridge and scratching up all those pretty Atlases.

Map: Exclude the top half of the top two maps. The whole map should be 1.5 maps tall by 2 maps wide.

There are 4 bunkers around the bridge, 2 on each side adjacent to the end of the bridge (Coast #1, hexes 1103, 1203 and 1304).



Recommended Maps:

- 1: Archipelago 1
- 2: Coast 2
- 3: coast 1
- 4: 2018_05 Front Rolling Hills 2

Setup: Foot Ballistic Rifle platoons are to be placed in the bunkers on the side of the bridge closest to the player's home edge. SRM platoons are placed in the bunkers on the side farthest from the player's home edge.

OpFor Mechs may deploy anywhere on the island or no closer than 2 full hexes up from the intersection of the 2 maps on the right.

The players "home side" is the bottom edge of the map. Players will enter on the first turn.

Special Rules

We're on the clock here!: The PCs have a limited amount of time to get the buildings scanned before Kuritan reinforcements arrive. The PCs have 10 turns to scan the buildings and/or capture the bridge. Optionally, the GM may declare that the PCs are also on a real-world clock and must have completed the mission before the session runs out.

Hold Still, Will ya?: To scan a unit or building, the player must make a "Scan Roll" during the weapons fire phase of the turn on a building or unit within line of sight.

- The TN is Pilot Skill + Scanner's Movement Modifier + Target's movement modifier.
- Buildings have a movement modifier of +0, but do not give the "Immobile Target" bonus.
- This roll is modified by range: 0-3 Hexes is +0, 4-6 Hexes is +2, 7-9 Hexes is +4.
- The Pilot may make a ranged attack that turn, but if it is made against a target other than the scanning target, one of the scan or the attack must be declared as a secondary target.

Boy, they just don't make 'em like they used to: The Bridge is a hardened structure with each bridge hex having a CF defined in the OPFOR band. Regardless of CF, all 'Mechs and ground vehicles can safely cross the bridge until it has been reduced to half damage. At that point, any 'mech or non-hover vehicle crossing the bridge that weighs more than the remaining CF will cause it to collapse.

We can do this the Easy way, or the Hard way: At the beginning of the scenario, the GM should decide if he wants to use the full Infantry rules, or simplified ones. See the next two rules for details.

Get out here, will ya? (The Hard Way): Bunkers are Heavy buildings with a CF of 60, building modifiers TW, p.167; damage to infantry in buildings TW, P.172 (25% damage if targeted directly while inside), Combat within Buildings TW, p. 175, building collapse, TW, p176-7

Get out here, will ya? (The Easy Way): Bunkers are Heavy buildings with a CF of 60. Instead of using TW Foot Ballistic Infantry and TW SRM Foot Infantry, use 4 "Foot Conventional Infantry" battlefield support cards from the Mercenaries Box set. These units should be "veterans" (i.e. have a skill value of 5 instead of 6). The infantry cannot be damaged directly while in the bunker. If a bunker is destroyed, make a destruction check at the end of the turn for the infantry. If they survive, place the infantry base on the (now rubble) hex with the destroyed bunker. See the mercenaries box set rules (p4-9) for details on using Battlefield support.

Rules of Engagement: (Secret, don't tell the PCs) Enemy OpFor defend the bridge at all cost, attempting to drive the players away or otherwise prevent them from capturing the bridge or reporting back on the defenses present. If 50% or more of the Infantry defending the bridge are eliminated, and/or 30% of the defending ground forces (in units, including infantry) are destroyed, the defending OpFor will begin to target both ends of the bridge for destruction. The OPFOR are not aware that the PCs are attempting to scan them, and will not take actions to

prevent it (for example, no OPFOR 'mechs should simply hide in the water). Combine units are considered to be under **forced withdrawl** rules (TW pg. 258).

Bushido: All Veteran (4/3) and better Combine pilots have the Bushido PSA.

Useful References:

- Conventional Infantry Combat in located in TW, page 214, see also Cluster hits table p116
- Skidding: TW, p. 62-66 & Sideslipping TW, hovercraft p.67-68, VTOLs, 54-55,67-68, VTOL Movement: TW, p54-55

OPFOR

Name	#	Variant	Reference	BV (4/5)	Cost
Archer	1	ARC-2K	3039 pg 486	1356	6,170,773
Blackjack	1	BJ-1	3039 pg 193	949	3,147,225
Centurion	1	CN9-AL	3039 pg 204	1057	3,395,874
Clint	1	CLNT-2-3T	3039 pg 182	770	3,572,380
Dervish	1	DV-6M	3039 pg 217	1146	4,989,967
Dragon	1	DRG-1N	3039 pg 219	1125	5,036,800
Foot Ballistic Rifle Infantry	2		3085 TCE pg. 331	81	N/A
Ostroc	1	OSR-2C	3039 pg 470	1228	5,040,960
Pegasus Scout Hovertank	2			640	N/A
Spider	1	SDR-5K	3039 pg 163	503	2,728,440
SRM Foot Infantry	2		3085 TCE pg. 311	68	N/A
Vulcan	1	VL-5T	3039 pg 189	942	3,558,100

BVs are for regular (4/5) Pilots. Force bands BVs are adjusted for pilot skill

3000-3500 (3191 Total)

Blackjack BJ-1 (4/5), Foot Ballistic Rifle Infantry (4/5), Foot Ballistic Rifle Infantry (4/5), Pegasus Scout Hovertank (4/5) (x2), Spider SDR-5K (3/4), SRM Foot Infantry (4/5), SRM Foot Infantry (4/5)

Bridge CF: 60

3500-4000 (3800 Total)

Blackjack BJ-1 (4/5), Clint CLNT-2-3T (4/5), Foot Ballistic Rifle Infantry (4/5), Foot Ballistic Rifle Infantry (4/5), Pegasus Scout Hovertank (4/5) (x2), Spider SDR-5K (4/5), SRM Foot Infantry (4/5), SRM Foot Infantry (4/5)

Bridge CF: 60

4000-4500 (4422 Total)

Blackjack BJ-1 (4/5), Clint CLNT-2-3T (4/5), Dragon DRG-1N (4/5), Foot Ballistic Rifle Infantry (4/5), Foot Ballistic Rifle Infantry (4/5), Pegasus Scout Hovertank (4/5) (x2), SRM Foot Infantry (4/5), SRM Foot Infantry (4/5)

Bridge CF: 65

4500-5000 (4878 Total)

Blackjack BJ-1 (4/5), Clint CLNT-2-3T (3/5), Dragon DRG-1N (4/5), Foot Ballistic Rifle Infantry (4/5), Foot Ballistic Rifle Infantry (4/5), Pegasus Scout Hovertank (4/5), SRM Foot Infantry (4/5), SRM Foot Infantry (4/5), Vulcan VL-5T (4/5)

Bridge CF: 65

5000-5500 (5405 Total)

Blackjack BJ-1 (3/5), Centurion CN9-AL (4/5), Dervish DV-6M (4/5), Dragon DRG-1N (4/5), Foot Ballistic Rifle Infantry (4/5), Foot Ballistic Rifle Infantry (4/5), Pegasus Scout Hover tank (4/5), SRM Foot Infantry (4/5), SRM Foot Infantry (4/5)

Bridge CF: 70

5500-6000 (5855 Total)

Blackjack BJ-1 (4/5), Centurion CN9-AL (4/5), Dervish DV-6M (4/5), Dragon DRG-1N (4/5), Foot Ballistic Rifle Infantry (4/5), Foot Ballistic Rifle Infantry (4/5), Pegasus Scout Hover tank (4/5) (x2), SRM Foot Infantry (4/5), SRM Foot Infantry (4/5)

Bridge CF: 70

6000-6500 (6497 Total)

Blackjack BJ-1 (3/4), Centurion CN9-AL (3/4), Dervish DV-6M (4/5), Dragon DRG-1N (4/5), Foot Ballistic Rifle Infantry (4/5), Foot Ballistic Rifle Infantry (4/5), Pegasus Scout Hover tank (4/5) (x2), SRM Foot Infantry (4/5), SRM Foot Infantry (4/5)

Bridge CF: 75

6500-7000 (7067 Total)

Archer ARC-2K (4/5), Blackjack BJ-1 (3/4), Centurion CN9-AL (3/4), Dragon DRG-1N (3/4), Foot Ballistic Rifle Infantry (4/5), Foot Ballistic Rifle Infantry (4/5), Pegasus Scout Hover tank (4/5) (x2), SRM Foot Infantry (4/5), SRM Foot Infantry (4/5)

Bridge CF: 75

7000-7500 (7476 Total)

Archer ARC-2K (3/4), Centurion CN9-AL (3/4), Dragon DRG-1N (3/4), Foot Ballistic Rifle Infantry (4/5), Foot Ballistic Rifle Infantry (4/5), Ostroc OSR-2C (4/5), Pegasus Scout Hover tank (4/5) (x2), SRM Foot Infantry (4/5), SRM Foot Infantry (4/5)

Bridge CF: 80

7500-8000 (7979 Total)

Archer ARC-2K (3/4), Centurion CN9-AL (3/4), Dragon DRG-1N (3/4), Foot Ballistic Rifle Infantry (4/5), Foot Ballistic Rifle Infantry (4/5), Ostroc OSR-2C (4/5), Pegasus Scout Hover tank (4/5) (x2), Spider SDR-5K (4/5), SRM Foot Infantry (4/5), SRM Foot Infantry (4/5)

Bridge CF: 80

8000-8500 (8541 Total)

Archer ARC-2K (3/4), Centurion CN9-AL (3/4), Dragon DRG-1N (3/4), Foot Ballistic Rifle Infantry (4/5), Foot Ballistic Rifle Infantry (4/5), Ostroc OSR-2C (4/4), Pegasus Scout Hover tank (4/5) (x2), SRM Foot Infantry (4/5), SRM Foot Infantry (4/5), Vulcan VL-5T (4/5)

Bridge CF: 85

8500-9000 (9112 Total)

Archer ARC-2K (3/4), Centurion CN9-AL (3/4), Dragon DRG-1N (3/4), Foot Ballistic Rifle Infantry (4/5), Foot Ballistic Rifle Infantry (4/5), Ostroc OSR-2C (3/4), Pegasus Scout Hover tank (4/5) (x2), SRM Foot Infantry (4/5), SRM Foot Infantry (4/5), Vulcan VL-5T (3/4)

Bridge CF: 85

9000-9500 (9638 Total)

Archer ARC-2K (3/4), Centurion CN9-AL (3/4), Clint CLNT-2-3T (4/5), Dervish DV-6M (4/5), Dragon DRG-1N (3/4), Foot Ballistic Rifle Infantry (4/5), Foot Ballistic Rifle Infantry (4/5), Ostroc OSR-2C (3/5), Pegasus Scout Hover tank (4/5) (x2), SRM Foot Infantry (4/5), SRM Foot Infantry

(4/5)
Bridge CF: 90

9500-10000 (10060 Total)

Archer ARC-2K (3/4), Centurion CN9-AL (4/5), Clint CLNT-2-3T (3/4), Dervish DV-6M (3/4), Dragon DRG-1N (3/4), Foot Ballistic Rifle Infantry (4/5), Foot Ballistic Rifle Infantry (4/5), Ostroc OSR-2C (3/4), Pegasus Scout Hovertank (4/5) (x2), SRM Foot Infantry (4/5), SRM Foot Infantry (4/5)
Bridge CF: 90

10000-10500 (10667 Total)

Archer ARC-2K (4/5), Blackjack BJ-1 (4/5), Centurion CN9-AL (3/4), Clint CLNT-2-3T (4/5), Dervish DV-6M (3/4), Dragon DRG-1N (3/4), Foot Ballistic Rifle Infantry (4/5), Foot Ballistic Rifle Infantry (4/5), Ostroc OSR-2C (3/4), Pegasus Scout Hovertank (4/5) (x2), SRM Foot Infantry (4/5), SRM Foot Infantry (4/5)
Bridge CF: 95

10500-11000 (11258 Total)

Archer ARC-2K (3/4), Blackjack BJ-1 (3/4), Centurion CN9-AL (3/4), Clint CLNT-2-3T (3/4), Dervish DV-6M (3/4), Dragon DRG-1N (3/4), Foot Ballistic Rifle Infantry (4/5), Foot Ballistic Rifle Infantry (4/5), Ostroc OSR-2C (4/5), Pegasus Scout Hovertank (4/5) (x2), SRM Foot Infantry (4/5), SRM Foot Infantry (4/5)
Bridge CF: 95

11000-11500 (11794 Total)

Archer ARC-2K (3/4), Blackjack BJ-1 (3/4), Centurion CN9-AL (3/4), Clint CLNT-2-3T (3/4), Dervish DV-6M (3/4), Dragon DRG-1N (4/5), Foot Ballistic Rifle Infantry (4/5), Foot Ballistic Rifle Infantry (4/5), Ostroc OSR-2C (3/4), Pegasus Scout Hovertank (4/5) (x2), Spider SDR-5K (4/5), SRM Foot Infantry (4/5), SRM Foot Infantry (4/5)
Bridge CF: 100

11500-12000 (12315 Total)

Archer ARC-2K (3/4), Blackjack BJ-1 (3/4), Centurion CN9-AL (3/4), Clint CLNT-2-3T (3/4), Dervish DV-6M (3/4), Dragon DRG-1N (3/4), Foot Ballistic Rifle Infantry (4/5), Foot Ballistic Rifle Infantry (4/5), Ostroc OSR-2C (3/4), Pegasus Scout Hovertank (4/5) (x2), Spider SDR-5K (3/4), SRM Foot Infantry (4/5), SRM Foot Infantry (4/5)
Bridge CF: 100

Mission Objectives: There are two ways the players can win the scenario:

Scan the Bridge and its defenders: The players must scan every bunker and all non-infantry forces. Mechs and vehicles that have been destroyed or immobilized (including the loss of a leg), as well as destroyed buildings do not need to be scanned.

Capture the Bridge: To do this, the players must destroy three of the bunkers, and defeat the defending non-infantry units. If the infantry in a bunker are destroyed or forced out of the bunker, that bunker is considered destroyed. The defenders are considered defeated if the PCs have at least a three-to-one advantage at the end of the scenario. Retreating or immobilized units are counted as defeated for these purposes.

Award (C-Bills)	Mech Survived	Mech Severely Damaged	Mech Destroyed
PCs successfully scan all buildings and units	350,000	250,000	100,000
PCs capture the bridge	450,000	350,000	200,000
PCs fail to scan or capture the bridge, and it remains intact	150,000	100,000	50,000
Bridge is destroyed by Combine forces	250,000	150,000	100,000

Award (XP)	Pilot Survived	Pilot Killed
PCs successfully scan all buildings and units	15	5
PCs capture the bridge	15	5
PCs fail to scan or capture the bridge, and it remains intact	8	3
Bridge is destroyed by Combine forces	8	3
Opposing 'Mech/Combat Vehicle destroyed by party (each)	+1	+1

Additional Rewards

A Bridge to Where? The PCs have captured a key bridge. Because of this, on any mission in which you start turn 1 entering the side of a map, you may instead cross off this reward to begin the first turn up to your walk speed in hexes away from the edge of the map. This movement must be legal - you cannot cross terrain you couldn't normally walk across or enter any hexes prohibited due to the scenario or any other movement restrictions. Cross off this reward if the PCs did not capture the bridge.

CLASSIC BATTLETECH

'MECH RECORD SHEET

'MECH DATA

Type: Archer ARC-2K

Movement Points:

Walking: 4

Running: 6

Jumping: 0

Tonnage: 70

Tech Base: Inner Sphere
(Intro)

Era: Succession Wars

WARRIOR DATA

Name:

Gunnery Skill:

Piloting Skill:

Hits Taken	1	2	3	4	5	6
Consciousness#	3	5	7	10	11	Dead

Weapons & Equipment Inventory (hexes)

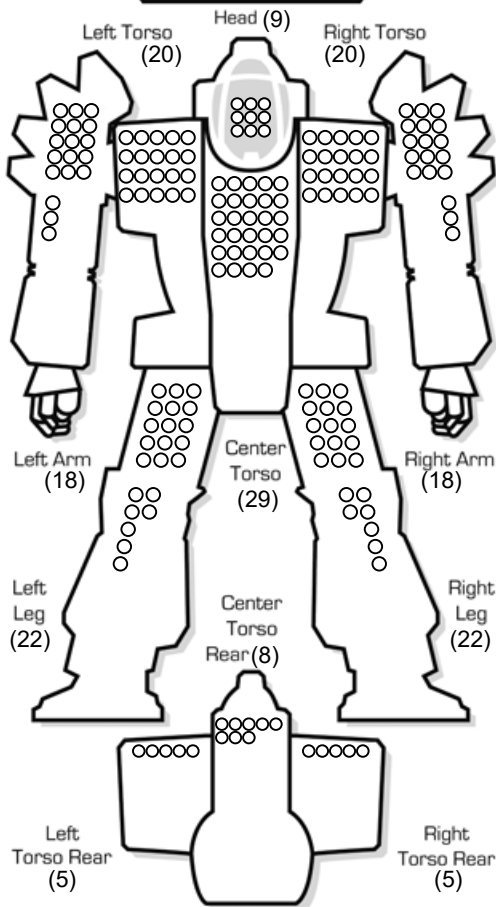
Qty	Type	Loc	Ht	Dmg	Min	Sht	Med	Lng
1	Large Laser	LA	8	8 [DE]	-	5	10	15
1	Large Laser	RA	8	8 [DE]	-	5	10	15
1	LRM 15	LT	5	1/Msl,C5/15	6	7	14	21
				[M,C,S]				
1	LRM 15	RT	5	1/Msl,C5/15	6	7	14	21
				[M,C,S]				

Cost: 6,170,773 CBills

BV: 1356



ARMOR DIAGRAM



CRITICAL HIT TABLE

Left Arm

- Shoulder
- Upper Arm Actuator
- Lower Arm Actuator
- 1-3 Hand Actuator
- Large Laser
- Large Laser

- Roll Again
- Roll Again
- Roll Again
- 4-6 Roll Again
- Roll Again
- Roll Again

Left Torso

- LRM 15
- LRM 15
- LRM 15
- 1-3 LRM 15 Ammo (8)
- LRM 15 Ammo (8)
- Roll Again

- Roll Again
- Roll Again
- Roll Again
- 4-6 Roll Again
- Roll Again
- Roll Again

Left Leg

- Hip
- Upper Leg Actuator
- Lower Leg Actuator
- Foot Actuator
- Heat Sink
- Roll Again

Head

- Life Support
- Sensors
- Cockpit
- Roll Again
- Sensors
- Life Support

Center Torso

- Fusion Engine
- Fusion Engine
- Fusion Engine
- 1-3 Gyro
- Gyro
- Gyro

- Gyro
- Fusion Engine
- Fusion Engine
- 4-6 Fusion Engine
- Roll Again
- Roll Again

Engine Hits ○○○○
Gyro Hits ○○
Sensor Hits ○○
Life Support ○



Damage Transfer Diagram

Right Arm

- Shoulder
- Upper Arm Actuator
- Lower Arm Actuator
- 1-3 Hand Actuator
- Large Laser
- Large Laser

- Roll Again
- Roll Again
- Roll Again
- 4-6 Roll Again
- Roll Again
- Roll Again

Right Torso

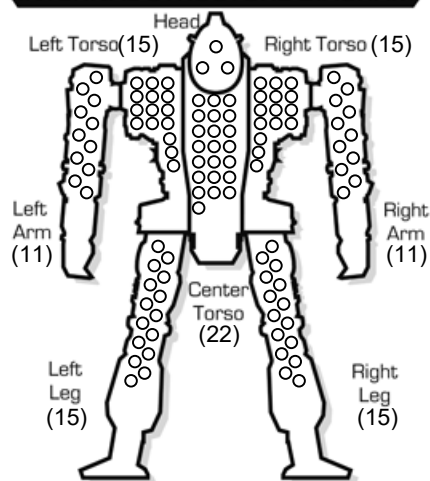
- LRM 15
- LRM 15
- LRM 15
- 1-3 LRM 15 Ammo (8)
- LRM 15 Ammo (8)
- Roll Again

- Roll Again
- Roll Again
- Roll Again
- 4-6 Roll Again
- Roll Again
- Roll Again

Right Leg

- Hip
- Upper Leg Actuator
- Lower Leg Actuator
- Foot Actuator
- Roll Again
- Roll Again

INTERNAL STRUCTURE DIAGRAM



HEAT DATA

Heat Level*	Effects	Heat Sinks: 12 (12) Single
30	Shutdown	○ ○
28	Ammo Exp. avoid on 8+	○ ○ ○
26	Shutdown, avoid on 10+	○ ○ ○ ○
25	-5 Movement Points	○ ○ ○ ○ ○
24	+4 Modifier to Fire	○ ○ ○ ○ ○ ○
23	Ammo Exp. avoid on 6+	○ ○ ○ ○ ○ ○ ○
22	Shutdown, avoid on 8+	○ ○ ○ ○ ○ ○ ○ ○
20	-4 Movement Points	○ ○ ○ ○ ○ ○ ○ ○ ○
19	Ammo Exp. avoid on 4+	○ ○ ○ ○ ○ ○ ○ ○ ○ ○
18	Shutdown, avoid on 6+	○ ○ ○ ○ ○ ○ ○ ○ ○ ○ ○
17	+3 Modifier to Fire	○ ○ ○ ○ ○ ○ ○ ○ ○ ○ ○ ○
15	-3 Movement Points	○ ○ ○ ○ ○ ○ ○ ○ ○ ○ ○ ○ ○
14	Shutdown, avoid on 4+	○ ○ ○ ○ ○ ○ ○ ○ ○ ○ ○ ○ ○ ○
13	+2 Modifier to Fire	○ ○ ○ ○ ○ ○ ○ ○ ○ ○ ○ ○ ○ ○ ○
10	-2 Movement Points	○ ○ ○ ○ ○ ○ ○ ○ ○ ○ ○ ○ ○ ○ ○ ○
8	+1 Modifier to Fire	○ ○ ○ ○ ○ ○ ○ ○ ○ ○ ○ ○ ○ ○ ○ ○ ○
5	-1 Movement Points	○ ○ ○ ○ ○ ○ ○ ○ ○ ○ ○ ○ ○ ○ ○ ○ ○ ○

Heat Scale

Heat Scale	Overflow
30*	○
29	○
28*	○
27	○
26*	○
25*	○
24*	○
23*	○
22*	○
21	○
20*	○
19*	○
18*	○
17*	○
16	○
15*	○
14*	○
13*	○
12	○
11	○
10*	○
9	○
8*	○
7	○
6	○
5*	○
4	○
3	○
2	○
1	○
0	○

CLASSIC BATTLETECH

'MECH RECORD SHEET

'MECH DATA

Type: **Clint CLNT-2-3T**

Movement Points:

Walking: **6**

Running: **9**

Jumping: **6**

Tonnage: **40**

Tech Base: **Inner Sphere**
(Intro)

Era: **Succession Wars**

WARRIOR DATA

Name:

Gunnery Skill:

Piloting Skill:

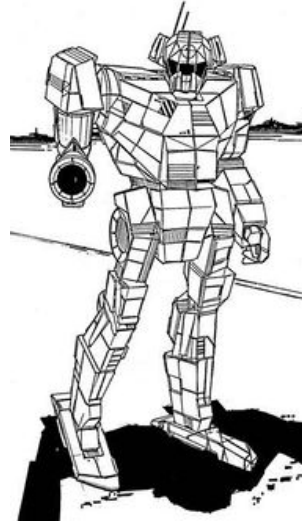
Hits Taken	1	2	3	4	5	6
Consciousness#	3	5	7	10	11	Dead

Weapons & Equipment Inventory (hexes)

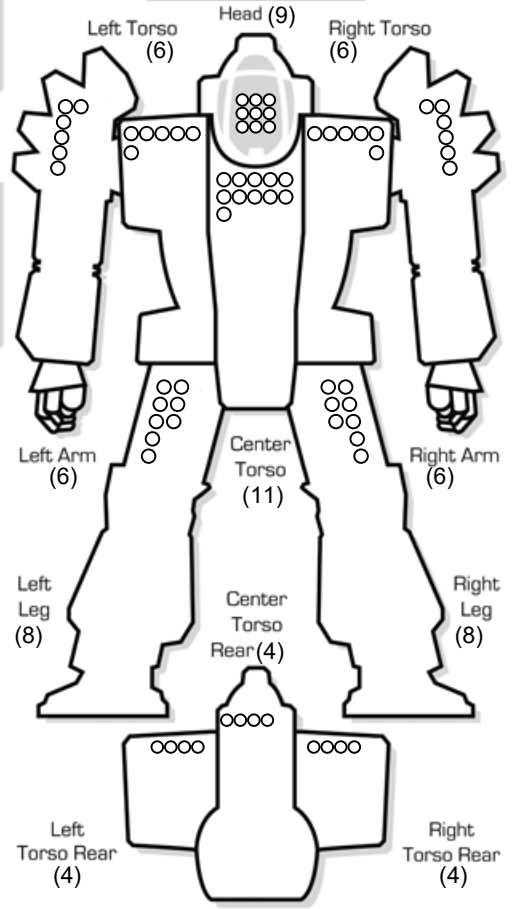
Qty	Type	Loc	Ht	Dmg	Min	Sht	Med	Lng
1	Autocannon/5	RA	1	5 [DB,S]	3	6	12	18
1	Medium Laser	RT	3	5 [DE]	-	3	6	9
1	Medium Laser	LT	3	5 [DE]	-	3	6	9

Cost: 3,572,380 CBills

BV: 770



ARMOR DIAGRAM



CRITICAL HIT TABLE

Left Arm

- Shoulder
- Upper Arm Actuator
- Lower Arm Actuator
- Hand Actuator
- Roll Again
- Roll Again

1-3

Head

- Life Support
- Sensors
- Cockpit
- Roll Again
- Sensors
- Life Support

Center Torso

- Roll Again
- Roll Again
- Roll Again
- Roll Again
- Roll Again
- Roll Again

1-3

Left Torso

- JumpJets
- Medium Laser
- Roll Again
- Roll Again
- Roll Again
- Roll Again

1-3

- Gyro
- Fusion Engine
- Fusion Engine
- Fusion Engine
- Roll Again
- Roll Again

4-6

Right Arm

- Shoulder
- Upper Arm Actuator
- Lower Arm Actuator
- Autocannon/5
- Autocannon/5
- Autocannon/5

1-3

Right Torso

- Autocannon/5
- Roll Again
- Roll Again
- Roll Again
- Roll Again
- Roll Again

4-6

Right Torso

- Heat Sink
- JumpJets
- AC/5 Ammo (20)
- Medium Laser
- Roll Again
- Roll Again

1-3

4-6

Engine Hits ○○○○
Gyro Hits ○○
Sensor Hits ○○
Life Support ○

Left Leg

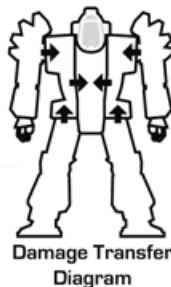
- Hip
- Upper Leg Actuator
- Lower Leg Actuator
- Foot Actuator
- JumpJets
- JumpJets

4-6

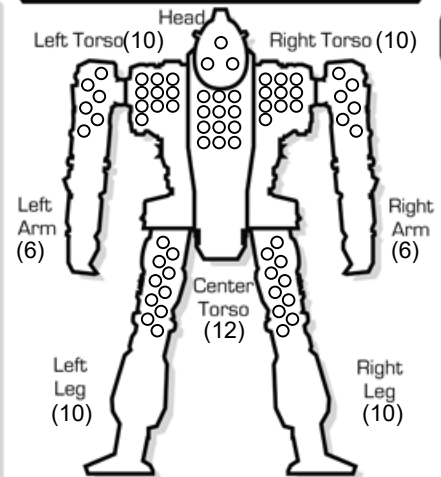
Right Leg

- Hip
- Upper Leg Actuator
- Lower Leg Actuator
- Foot Actuator
- JumpJets
- JumpJets

4-6



INTERNAL STRUCTURE DIAGRAM



HEAT DATA

Heat Level*	Effects	Heat Sinks:
30	Shutdown	10 (10)
28	Ammo Exp. avoid on 8+	Single
26	Shutdown, avoid on 10+	○
25	-5 Movement Points	○
24	+4 Modifier to Fire	○
23	Ammo Exp. avoid on 6+	○
22	Shutdown, avoid on 8+	○
20	-4 Movement Points	○
19	Ammo Exp. avoid on 4+	○
18	Shutdown, avoid on 6+	○
17	+3 Modifier to Fire	○
15	-3 Movement Points	○
14	Shutdown, avoid on 4+	○
13	+2 Modifier to Fire	○
10	-2 Movement Points	○
8	+1 Modifier to Fire	○
5	-1 Movement Points	○

Heat Scale

Overflow

30*
29
28*
27
26*
25*
24*
23*
22*
21
20*
19*
18*
17*
16
15*
14*
13*
12
11
10*
9
8*
7
6
5*
4
3
2
1
0

CLASSIC BATTLETECH

'MECH RECORD SHEET

'MECH DATA

Type: **Dervish DV-6M**

Movement Points:

Walking: **5**

Running: **8**

Jumping: **5**

Tonnage: **55**

Tech Base: **Inner Sphere**
(Intro)

Era: **Star League**

WARRIOR DATA

Name:

Gunnery Skill:

Piloting Skill:

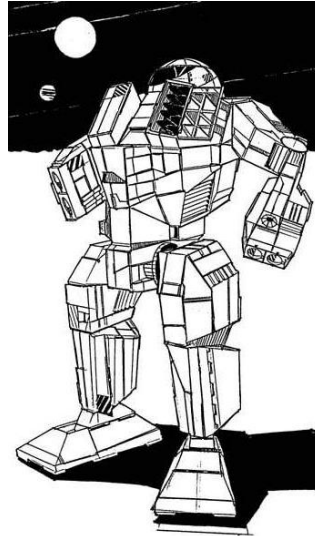
Hits Taken	1	2	3	4	5	6
Consciousness#	3	5	7	10	11	Dead

Weapons & Equipment Inventory (hexes)

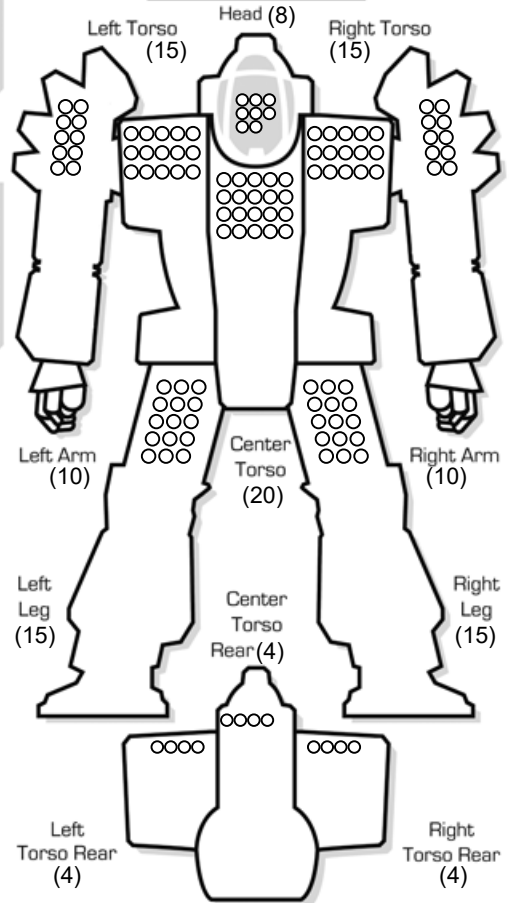
Qty	Type	Loc	Ht	Dmg	Min	Sht	Med	Lng
1	LRM 10	RT	4	1/Msl,C5/10	6	7	14	21
				[M,C,S]				
1	LRM 10	LT	4	1/Msl,C5/10	6	7	14	21
				[M,C,S]				
1	Medium Laser	RA	3	5 [DE]	-	3	6	9
1	Medium Laser	LA	3	5 [DE]	-	3	6	9
1	SRM 2	RA	2	2/Msl,C2/2	-	3	6	9
				[M,C,S]				
1	SRM 2	LA	2	2/Msl,C2/2	-	3	6	9
				[M,C,S]				

Cost: 4,989,967 CBills

BV: 1146



ARMOR DIAGRAM



CRITICAL HIT TABLE

Left Arm

- Shoulder
- Upper Arm Actuator
- Lower Arm Actuator
- 1-3 Medium Laser
- 5 SRM 2
- 6 SRM 2 Ammo (50)

Head

- Life Support
- Sensors
- Cockpit
- Roll Again
- Sensors
- Life Support

Right Arm

- Shoulder
- Upper Arm Actuator
- Lower Arm Actuator
- 1-3 Medium Laser
- 5 SRM 2
- 6 SRM 2 Ammo (50)

Center Torso

- Roll Again
- Roll Again
- Roll Again
- 4-6 Roll Again
- 5 Roll Again
- 6 Roll Again

- Roll Again
- Roll Again
- Roll Again
- 4-6 Roll Again
- 5 Roll Again
- 6 Roll Again

Left Torso

- 1 LRM 10
- 2 LRM 10
- 3 LRM 10 Ammo (12)
- 4 Roll Again
- 5 Roll Again
- 6 Roll Again

- 1 Gyro
- 2 Fusion Engine
- 3 Fusion Engine
- 4-6 Fusion Engine
- 5 JumpJets
- 6 Roll Again

Right Torso

- 1 LRM 10
- 2 LRM 10
- 3 LRM 10 Ammo (12)
- 4 Roll Again
- 5 Roll Again
- 6 Roll Again

Engine Hits ○○○○
Gyro Hits ○○
Sensor Hits ○○
Life Support ○

- Roll Again
- Roll Again
- 3 Roll Again
- 4 Roll Again
- 5 Roll Again
- 6 Roll Again

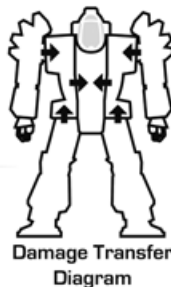
- Roll Again
- Roll Again
- 3 Roll Again
- 4 Roll Again
- 5 Roll Again
- 6 Roll Again

Left Leg

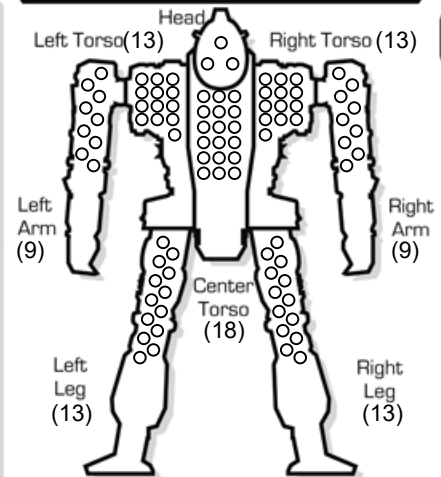
- Hip
- Upper Leg Actuator
- Lower Leg Actuator
- Foot Actuator
- JumpJets
- JumpJets

Right Leg

- Hip
- Upper Leg Actuator
- Lower Leg Actuator
- Foot Actuator
- JumpJets
- JumpJets



INTERNAL STRUCTURE DIAGRAM



HEAT DATA

Heat Level*	Effects	Heat Sinks: 10 (10) Single
30	Shutdown	○
28	Ammo Exp. avoid on 8+	○
26	Shutdown, avoid on 10+	○
25	-5 Movement Points	○
24	+4 Modifier to Fire	○
23	Ammo Exp. avoid on 6+	○
22	Shutdown, avoid on 8+	○
20	-4 Movement Points	○
19	Ammo Exp. avoid on 4+	○
18	Shutdown, avoid on 6+	○
17	+3 Modifier to Fire	○
15	-3 Movement Points	○
14	Shutdown, avoid on 4+	○
13	+2 Modifier to Fire	○
10	-2 Movement Points	○
8	+1 Modifier to Fire	○
5	-1 Movement Points	○

Heat Scale

Overflow
30*
29
28*
27
26*
25*
24*
23*
22*
21
20*
19*
18*
17*
16
15*
14*
13*
12
11
10*
9
8*
7
6
5*
4
3
2
1
0

CLASSIC BATTLETECH

'MECH RECORD SHEET

'MECH DATA

Type: **Dragon DRG-1N**

Movement Points:

Walking: **5**

Running: **8**

Jumping: **0**

Tonnage: **60**

Tech Base: Inner Sphere
(Intro)

Era: Star League

WARRIOR DATA

Name:

Gunnery Skill:

Piloting Skill:

Hits Taken	1	2	3	4	5	6
Consciousness#	3	5	7	10	11	Dead

Weapons & Equipment Inventory (hexes)

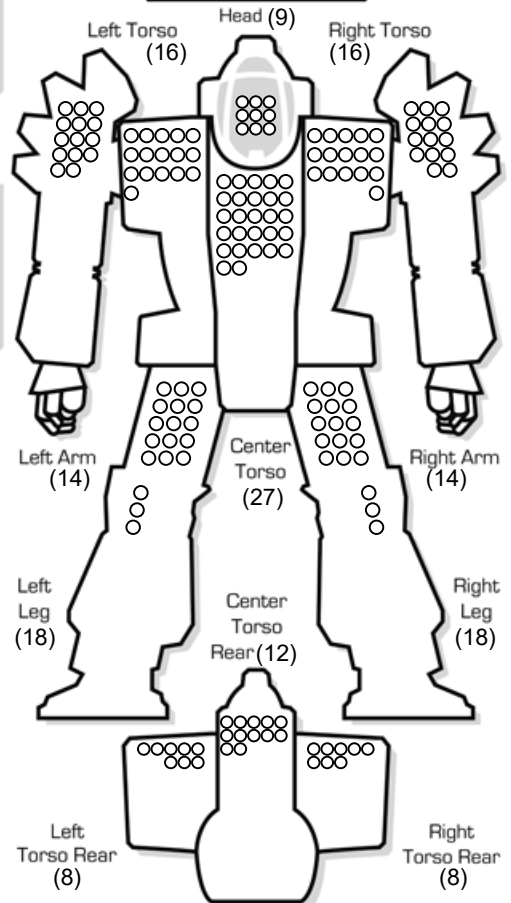
Qty	Type	Loc	Ht	Dmg	Min	Sht	Med	Lng
1	Autocannon/5	RA	1	5 [DB,S]	3	6	12	18
1	Medium Laser	LA	3	5 [DE]	-	3	6	9
1	LRM 10	CT	4	1[M,C,S]	6	7	14	21
1	Medium Laser (R)	LT	3	5 [DE]	-	3	6	9

Cost: 5,036,800 CBills

BV: 1125



ARMOR DIAGRAM



CRITICAL HIT TABLE

Left Arm

- Shoulder
- Upper Arm Actuator
- Lower Arm Actuator
- 1-3 Medium Laser
- Roll Again
- Roll Again

Head

- Life Support
- Sensors
- Cockpit
- Roll Again
- Sensors
- Life Support

Right Arm

- Shoulder
- Upper Arm Actuator
- Lower Arm Actuator
- 1-3 Autocannon/5
- Autocannon/5
- Autocannon/5

Center Torso

- Roll Again
- Roll Again
- Roll Again
- 4-6 Roll Again
- Roll Again
- Roll Again

- 1-3 Autocannon/5
- Roll Again
- Roll Again
- 4-6 Roll Again
- Roll Again
- Roll Again

Left Torso

- 1-3 LRM 10 Ammo (12)
- LRM 10 Ammo (12)
- Medium Laser (R)
- Roll Again
- Roll Again
- Roll Again

- 1-3 Gyro
- Roll Again
- 2-6 Fusion Engine
- Fusion Engine
- Fusion Engine
- LRM 10
- LRM 10

Right Torso

- 1-3 AC/5 Ammo (20)
- AC/5 Ammo (20)
- Roll Again
- Roll Again
- Roll Again
- Roll Again

Engine Hits ○○○○
Gyro Hits ○○
Sensor Hits ○○
Life Support ○

- Roll Again
- Roll Again
- Roll Again
- 4-6 Roll Again
- Roll Again
- Roll Again

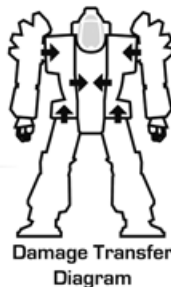
- Roll Again
- Roll Again
- Roll Again
- 4-6 Roll Again
- Roll Again
- Roll Again

Left Leg

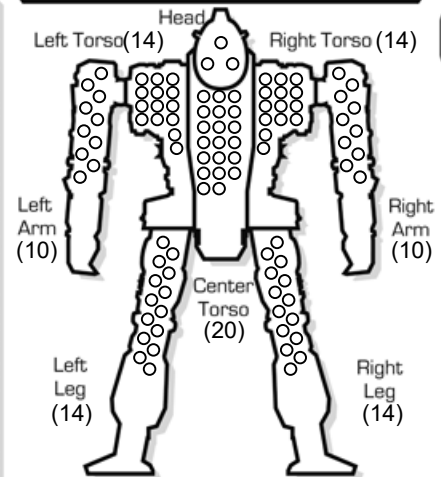
- Hip
- Upper Leg Actuator
- Lower Leg Actuator
- Foot Actuator
- Roll Again
- Roll Again

Right Leg

- Hip
- Upper Leg Actuator
- Lower Leg Actuator
- Foot Actuator
- Roll Again
- Roll Again



INTERNAL STRUCTURE DIAGRAM



HEAT DATA

Heat Level*	Effects	Heat Sinks: 10 (10) Single
30	Shutdown	○
28	Ammo Exp. avoid on 8+	○
26	Shutdown, avoid on 10+	○
25	-5 Movement Points	○
24	+4 Modifier to Fire	○
23	Ammo Exp. avoid on 6+	○
22	Shutdown, avoid on 8+	○
20	-4 Movement Points	○
19	Ammo Exp. avoid on 4+	○
18	Shutdown, avoid on 6+	○
17	+3 Modifier to Fire	○
15	-3 Movement Points	○
14	Shutdown, avoid on 4+	○
13	+2 Modifier to Fire	○
10	-2 Movement Points	○
8	+1 Modifier to Fire	○
5	-1 Movement Points	○

Heat Scale

Overflow
30*
29
28*
27
26*
25*
24*
23*
22*
21
20*
19*
18*
17*
16
15*
14*
13*
12
11
10*
9
8*
7
6
5*
4
3
2
1
0

BATTLETECH™



FOOT BALLISTIC RIFLE INFANTRY RECORD SHEET

FOOT BALLISTIC RIFLE INFANTRY PLATOON 1

Armor Type: Flack, Standard

Divisor: 1

Experience: _____

Gunnery Skill: _____

Anti-'Mech Skill: _____

Max Weapon Damage*

Notes:

None

30	29	28	27	26	25	24	23	22	21	20	19	18	17	16	15	14	13	12	11	10	9	8	7	6	5	4	3	2	1
—	—	15	14	14	13	12	12	11	11	10	10	9	9	8	8	7	7	6	6	5	5	4	4	3	3	2	2	1	1
*Damage is always applied in 2-point Damage Value groupings																													
RANGE IN HEXES (TO-HIT MODIFIER)																													
Range	0	1	2	3	4	5	6	7	8	9	10	11	12	13	14	15	16	17	18	19	20	21							
Range Modifier	-2	0	+2	-4	—	—	—	—	—	—	—	—	—	—	—	—	—	—	—	—	—	—	—						
Field Gun Type:	N/A											Ammo:	N/A							Disposable Weapon:	N/A								
Disposable Weapon:	N/A											Ammo:	N/A							Disposable Weapon:	N/A								

BV: 81 Transport Wt: 3 tons Movement MP: 1 Type: Ground (Foot)
 Movement MP: N/A Type: N/A

FOOT BALLISTIC RIFLE INFANTRY PLATOON 2

Armor Type: Flack, Standard

Divisor: 1

Experience: _____

Gunnery Skill: _____

Anti-'Mech Skill: _____

Max Weapon Damage*

Notes:

None

30	29	28	27	26	25	24	23	22	21	20	19	18	17	16	15	14	13	12	11	10	9	8	7	6	5	4	3	2	1
—	—	15	14	14	13	12	12	11	11	10	10	9	9	8	8	7	7	6	6	5	5	4	4	3	3	2	2	1	1
*Damage is always applied in 2-point Damage Value groupings																													
RANGE IN HEXES (TO-HIT MODIFIER)																													
Range	0	1	2	3	4	5	6	7	8	9	10	11	12	13	14	15	16	17	18	19	20	21							
Range Modifier	-2	0	+2	-4	—	—	—	—	—	—	—	—	—	—	—	—	—	—	—	—	—	—	—						
Field Gun Type:	N/A											Ammo:	N/A							Disposable Weapon:	N/A								
Disposable Weapon:	N/A											Ammo:	N/A							Disposable Weapon:	N/A								

BV: 81 Transport Wt: 3 tons Movement MP: 1 Type: Ground (Foot)
 Movement MP: N/A Type: N/A

FOOT BALLISTIC RIFLE INFANTRY PLATOON 3

Armor Type: Flack, Standard

Divisor: 1

Experience: _____

Gunnery Skill: _____

Anti-'Mech Skill: _____

Max Weapon Damage*

Notes:

None

30	29	28	27	26	25	24	23	22	21	20	19	18	17	16	15	14	13	12	11	10	9	8	7	6	5	4	3	2	1
—	—	15	14	14	13	12	12	11	11	10	10	9	9	8	8	7	7	6	6	5	5	4	4	3	3	2	2	1	1
*Damage is always applied in 2-point Damage Value groupings																													
RANGE IN HEXES (TO-HIT MODIFIER)																													
Range	0	1	2	3	4	5	6	7	8	9	10	11	12	13	14	15	16	17	18	19	20	21							
Range Modifier	-2	0	+2	-4	—	—	—	—	—	—	—	—	—	—	—	—	—	—	—	—	—	—	—						
Field Gun Type:	N/A											Ammo:	N/A							Disposable Weapon:	N/A								
Disposable Weapon:	N/A											Ammo:	N/A							Disposable Weapon:	N/A								

BV: 81 Transport Wt: 3 tons Movement MP: 1 Type: Ground (Foot)
 Movement MP: N/A Type: N/A

FOOT BALLISTIC RIFLE INFANTRY PLATOON 4

Armor Type: Flack, Standard

Divisor: 1

Experience: _____

Gunnery Skill: _____

Anti-'Mech Skill: _____

Max Weapon Damage*

Notes:

None

30	29	28	27	26	25	24	23	22	21	20	19	18	17	16	15	14	13	12	11	10	9	8	7	6	5	4	3	2	1
—	—	15	14	14	13	12	12	11	11	10	10	9	9	8	8	7	7	6	6	5	5	4	4	3	3	2	2	1	1
*Damage is always applied in 2-point Damage Value groupings																													
RANGE IN HEXES (TO-HIT MODIFIER)																													
Range	0	1	2	3	4	5	6	7	8	9	10	11	12	13	14	15	16	17	18	19	20	21							
Range Modifier	-2	0	+2	-4	—	—	—	—	—	—	—	—	—	—	—	—	—	—	—	—	—	—	—						
Field Gun Type:	N/A											Ammo:	N/A							Disposable Weapon:	N/A								
Disposable Weapon:	N/A											Ammo:	N/A							Disposable Weapon:	N/A								

BV: 81 Transport Wt: 3 tons Movement MP: 1 Type: Ground (Foot)
 Movement MP: N/A Type: N/A



CLASSIC BATTLETECH

'MECH RECORD SHEET

'MECH DATA

Type: **Ostroc OSR-2C**

Movement Points:

Walking: **5**

Running: **8**

Jumping: **0**

Tonnage: **60**

Tech Base: **Inner Sphere**
(Intro)

Era: **Succession Wars**


WARRIOR DATA

Name:

Gunnery Skill:

Piloting Skill:

Hits Taken	1	2	3	4	5	6
Consciousness#	3	5	7	10	11	Dead



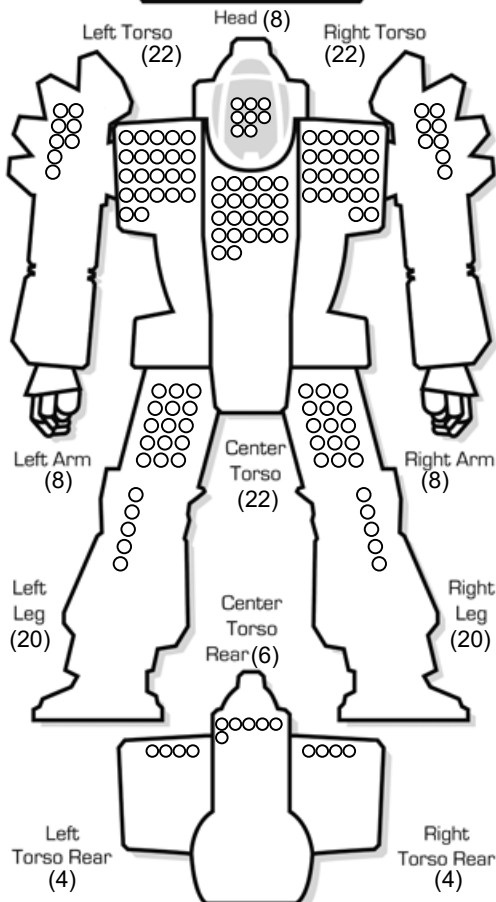
Weapons & Equipment Inventory (hexes)

Qty	Type	Loc	Ht	Dmg	Min	Sht	Med	Lng
1	Large Laser	RT	8	8 [DE]	-	5	10	15
1	Medium Laser	RT	3	5 [DE]	-	3	6	9
1	SRM 4	RT	3	2/Msl,C2/4	-	3	6	9
[M.C.S]								
1	Large Laser	LT	8	8 [DE]	-	5	10	15
1	Medium Laser	LT	3	5 [DE]	-	3	6	9

Cost: 5,025,600 CBills

BV: 1228

ARMOR DIAGRAM



CRITICAL HIT TABLE

Left Arm

- Shoulder
 - Upper Arm Actuator
 - Lower Arm Actuator
- 1-3
- Roll Again
 - Roll Again
 - Roll Again

Head

- Life Support
- Sensors
- Cockpit
- Heat Sink
- Sensors
- Life Support

Right Arm

- Shoulder
 - Upper Arm Actuator
 - Lower Arm Actuator
- 1-3
- Roll Again
 - Roll Again
 - Roll Again

Center Torso

- Fusion Engine
 - Fusion Engine
 - Fusion Engine
- 1-3
- Gyro
 - Gyro
 - Gyro

- Roll Again
 - Roll Again
 - Roll Again
 - Roll Again
 - Roll Again
 - Roll Again
- 4-6

Left Torso

- Large Laser
 - Large Laser
 - Medium Laser
- 1-3
- Roll Again
 - Roll Again
 - Roll Again

- Gyro
 - Fusion Engine
 - Fusion Engine
 - Fusion Engine
 - SRM 4 Ammo (25)
 - Roll Again
- 4-6

Right Torso

- Large Laser
 - Large Laser
 - Medium Laser
 - SRM 4
- 1-3
- Roll Again
 - Roll Again
 - Roll Again

Engine Hits ○○○○
Gyro Hits ○○
Sensor Hits ○○
Life Support ○

- Roll Again
 - Roll Again
 - Roll Again
 - Roll Again
 - Roll Again
 - Roll Again
- 4-6

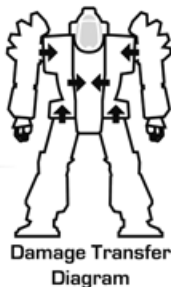
- Roll Again
 - Roll Again
 - Roll Again
 - Roll Again
 - Roll Again
 - Roll Again
- 4-6

Left Leg

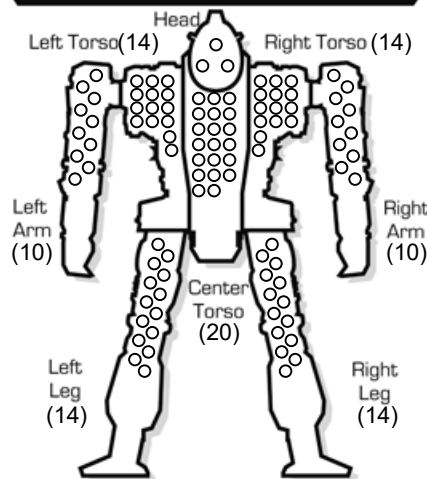
- Hip
- Upper Leg Actuator
- Lower Leg Actuator
- Foot Actuator
- Heat Sink
- Roll Again

Right Leg

- Hip
- Upper Leg Actuator
- Lower Leg Actuator
- Foot Actuator
- Heat Sink
- Roll Again



INTERNAL STRUCTURE DIAGRAM



HEAT DATA

Heat Level*	Effects	Heat Sinks: 15 (15) Single
30	Shutdown	○○○○○○○○○○○○○○○○○○○○
28	Ammo Exp. avoid on 8+	○○○○○○○○○○○○○○○○○○○○
26	Shutdown, avoid on 10+	○○○○○○○○○○○○○○○○○○○○
25	-5 Movement Points	○○○○○○○○○○○○○○○○○○○○
24	+4 Modifier to Fire	○○○○○○○○○○○○○○○○○○○○
23	Ammo Exp. avoid on 6+	○○○○○○○○○○○○○○○○○○○○
22	Shutdown, avoid on 8+	○○○○○○○○○○○○○○○○○○○○
20	-4 Movement Points	○○○○○○○○○○○○○○○○○○○○
19	Ammo Exp. avoid on 4+	○○○○○○○○○○○○○○○○○○○○
18	Shutdown, avoid on 6+	○○○○○○○○○○○○○○○○○○○○
17	+3 Modifier to Fire	○○○○○○○○○○○○○○○○○○○○
15	-3 Movement Points	○○○○○○○○○○○○○○○○○○○○
14	Shutdown, avoid on 4+	○○○○○○○○○○○○○○○○○○○○
13	+2 Modifier to Fire	○○○○○○○○○○○○○○○○○○○○
10	-2 Movement Points	○○○○○○○○○○○○○○○○○○○○
8	+1 Modifier to Fire	○○○○○○○○○○○○○○○○○○○○
5	-1 Movement Points	○○○○○○○○○○○○○○○○○○○○

Heat Scale

Heat Scale	Overflow
30*	
29	
28*	
27	
26*	
25*	
24*	
23*	
22*	
21	
20*	
19*	
18*	
17*	
16	
15*	
14*	
13*	
12	
11	
10*	
9	
8*	
7	
6	
5*	
4	
3	
2	
1	
0	

BATTLETECH

ARMOR DIAGRAM

GROUND VEHICLE RECORD SHEET

VEHICLE DATA

Type: Pegasus Scout Hovertank

Movement Points: **Tonnage:** 35
 Cruising: 8 **Tech Base:** Inner Sphere (Intro)
 Flank: 12 **Era:** Succession Wars
Movement Type: Hover
Engine Type: I.C.E.

Weapons & Equipment Inventory (hexes)

Qty	Type	Loc	Dmg	Min	Sht	Med	Lng
1	Medium Laser	FR	5 [DE]	3	6	9	
2	SRM 6	T	2/Msl [M.C]	3	6	9	

Ammo: [SRM 6] 15

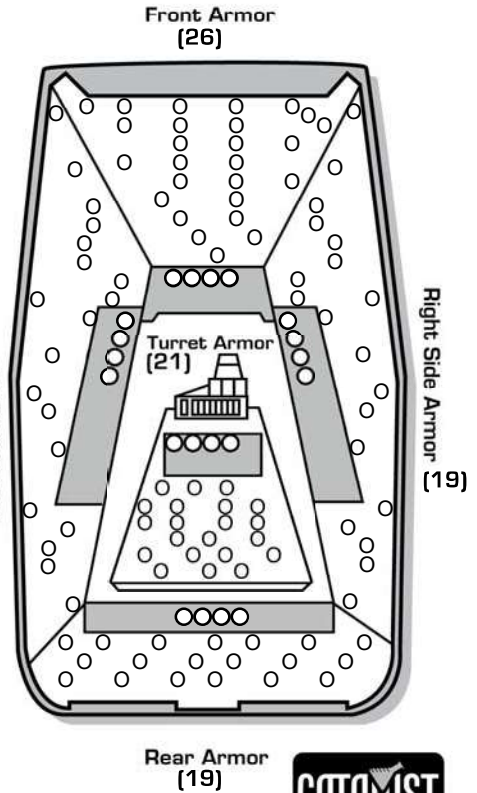
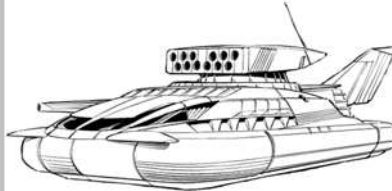
Cost: BV: 640

CREW DATA

Crew: _____
Gunnery Skill: _____ **Driving Skill:** _____
 Commander Hit +1 **Driver Hit** +2
Modifier to all Skill rolls Modifier to Driving Skill rolls

CRITICAL DAMAGE

Turret Locked **Engine Hit**
Sensor Hits +1 +2 +3 D
Motive System Hits +1 +2 +3
Stabilizers
 Front Left Right
 Rear Turret



Rear Armor (19)



© 2011 The Topps Company, Inc. Classic BattleTech, 'Mech and BattleMech are trademarks of The Topps Company, Inc. All rights reserved. Catalyst Game Labs and the Catalyst Game Labs logo are trademarks of InMediaRes Productions, LLC. Permission to photocopy for personal use.

GROUND COMBAT VEHICLE HIT LOCATION TABLE

2D6 Roll	ATTACK DIRECTION		
	FRONT	REAR	SIDES
2*	Front (critical)	Rear (critical)	Side (critical)
3	Front †	Rear †	Side †
4	Front †	Rear †	Side †
5	Right Side †	Left Side †	Front †
6	Front	Rear	Side
7	Front	Rear	Side
8	Front	Rear	Side (critical)*
9	Left Side †	Right Side †	Rear †
10	Turret	Turret	Turret
11	Turret	Turret	Turret
12*	Turret (critical)	Turret (critical)	Turret (critical)

*A result of 2 or 12 (or an 8 if the attack strikes the side) may inflict a critical hit on the vehicle. For each result of 2 or 12 (or 8 for side attacks), apply damage normally to the armor in that section. The attacking player then automatically rolls once on the Ground Combat Vehicle Critical Hits Table below (see *Combat*, p. 192 in *Total Warfare* for more information). A result of 12 on the Ground Combat Vehicles Hit Location Table may inflict critical hit against the turret; if the vehicle has no turret, a 12 indicates the chance of a critical hit on the side corresponding to the attack direction.
 †The vehicle may suffer motive system damage even if its armor remains intact. Apply damage normally to the armor in that section, but the attacking player also rolls once on the Motive System Damage Table at right (see *Combat*, p. 192 in *Total Warfare* for more information). Apply damage at the end of the phase in which the damage takes effect.
 ‡Side hits strike the side as indicated by the attack direction. For example, if an attack hits the right side, all Side results strike the right side armor. If the vehicle has no turret, a turret hit strikes the armor on the side attacked.

MOTIVE SYSTEM DAMAGE TABLE

2D6 Roll	EFFECT*
2-5	No effect.
6-7	Minor damage; +1 modifier to all Driving Skill Rolls
8-9	Moderate damage; -1 Cruising MP, +2 modifier to all Driving Skill Rolls
10-11	Heavy damage; only half Cruising MP (round fractions up), +3 modifier to all Driving Skill Rolls
12+	Major damage; no movement for the rest of the game. Vehicle is immobile.

Attack Direction Modifier:	Vehicle Type Modifiers:
Hit from rear	Tracked, Naval
Hit from the sides	Wheeled
	Hovercraft, Hydrofoil
	WIGE
	+0
	+2
	+3
	+4

*All movement and Driving Skill Roll penalties are cumulative. However, each Driving Skill Roll modifier can only be applied once. For example, if a roll of 6-7 is made for a vehicle, inflicting a +1 modifier, that is the only time that particular +1 can be applied; a subsequent roll of 6-7 has no additional effect. This means the maximum Driving Skill Roll modifier that can be inflicted from the Motive System Damage Table is +6. If a unit's Cruising MP is reduced to 0, it cannot move for the rest of the game, but is not considered an immobile target. In addition, all motive system damage takes effect at the end of the phase in which the damage occurred. For example, if two units are attacking the same Combat Vehicle during the Weapon Attack Phase and the first unit inflicts motive system damage and rolls a 12, the -4 immobile target modifier would not apply for the second unit. However, the -4 modifier would take effect during the Physical Attack Phase. If a hover vehicle is rendered immobile while over a Depth 1 or deeper water hex, it sinks and is destroyed.

GROUND COMBAT VEHICLE CRITICAL HITS TABLE

2D6 Roll	LOCATION HIT			
	FRONT	SIDE	REAR	TURRET
2-5	No Critical Hit	No Critical Hit	No Critical Hit	No Critical Hit
6	Driver Hit	Cargo/Infantry Hit	Weapon Malfunction	Stabilizer
7	Weapon Malfunction	Weapon Malfunction	Cargo/Infantry Hit	Turret Jam
8	Stabilizer	Crew Stunned	Stabilizer	Weapon Malfunction
9	Sensors	Stabilizer	Weapon Destroyed	Turret Locks
10	Commander Hit	Weapon Destroyed	Engine Hit	Weapon Destroyed
11	Weapon Destroyed	Engine Hit	Ammunition**	Ammunition**
12	Crew Killed	Fuel Tank*	Fuel Tank*	Turret Blown Off

*If Combat Vehicle has ICE engine only. If Combat Vehicle has a fusion engine, treat this result as Engine Hit.

**If Combat Vehicle carries no ammunition, treat this result as Weapon Destroyed.

© 2011 The Topps Company, Inc. Classic BattleTech, 'Mech and BattleMech are trademarks of The Topps Company, Inc. All rights reserved. Catalyst Game Labs and the Catalyst Game Labs logo are trademarks of InMediaRes Productions, LLC. Permission to photocopy for personal use.

BATTLETECH

ARMOR DIAGRAM

GROUND VEHICLE RECORD SHEET

VEHICLE DATA

Type: Pegasus Scout Hovertank

Movement Points: **Tonnage:** 35
Cruising: 8 **Tech Base:** Inner Sphere (Intro)
Flank: 12 **Era:** Succession Wars
Movement Type: Hover
Engine Type: I.C.E.

Weapons & Equipment Inventory (hexes)

Qty	Type	Loc	Dmg	Min	Sht	Med	Lng
1	Medium Laser	FR	5 [DE]	3	6	9	
2	SRM 6	T	2/Msl [M.C]	3	6	9	

Ammo: [SRM 6] 15

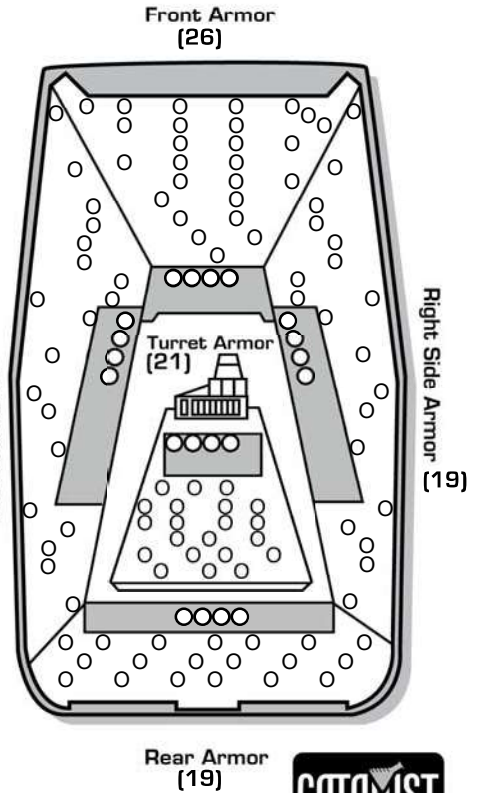
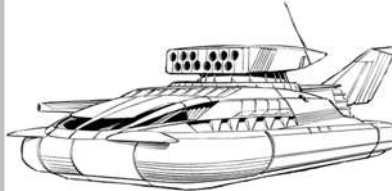
Cost: BV:640

CREW DATA

Crew: _____
Gunnery Skill: _____ **Driving Skill:** _____
Commander Hit [+1] **Driver Hit** [+2]
Modifier to all Skill rolls Modifier to Driving Skill rolls

CRITICAL DAMAGE

Turret Locked Engine Hit
Sensor Hits [+1] [+2] [+3] [D]
Motive System Hits [+1] [+2] [+3]
Stabilizers
Front **Left** **Right**
Rear **Turret**



© 2011 The Topps Company, Inc. Classic BattleTech, 'Mech and BattleMech are trademarks of The Topps Company, Inc. All rights reserved. Catalyst Game Labs and the Catalyst Game Labs logo are trademarks of InMediaRes Productions, LLC. Permission to photocopy for personal use.

GROUND COMBAT VEHICLE HIT LOCATION TABLE

2D6 Roll	ATTACK DIRECTION		
	FRONT	REAR	SIDES
2*	Front (critical)	Rear (critical)	Side (critical)
3	Front †	Rear †	Side †
4	Front †	Rear †	Side †
5	Right Side †	Left Side †	Front †
6	Front	Rear	Side
7	Front	Rear	Side
8	Front	Rear	Side (critical)*
9	Left Side †	Right Side †	Rear †
10	Turret	Turret	Turret
11	Turret	Turret	Turret
12*	Turret (critical)	Turret (critical)	Turret (critical)

*A result of 2 or 12 (or an 8 if the attack strikes the side) may inflict a critical hit on the vehicle. For each result of 2 or 12 (or 8 for side attacks), apply damage normally to the armor in that section. The attacking player then automatically rolls once on the Ground Combat Vehicle Critical Hits Table below (see *Combat*, p. 192 in *Total Warfare* for more information). A result of 12 on the Ground Combat Vehicles Hit Location Table may inflict critical hit against the turret; if the vehicle has no turret, a 12 indicates the chance of a critical hit on the side corresponding to the attack direction.
†The vehicle may suffer motive system damage even if its armor remains intact. Apply damage normally to the armor in that section, but the attacking player also rolls once on the Motive System Damage Table at right (see *Combat*, p. 192 in *Total Warfare* for more information). Apply damage at the end of the phase in which the damage takes effect.
§Side hits strike the side as indicated by the attack direction. For example, if an attack hits the right side, all Side results strike the right side armor. If the vehicle has no turret, a turret hit strikes the armor on the side attacked.

MOTIVE SYSTEM DAMAGE TABLE

2D6 Roll	EFFECT*
2-5	No effect.
6-7	Minor damage; +1 modifier to all Driving Skill Rolls
8-9	Moderate damage; -1 Cruising MP, +2 modifier to all Driving Skill Rolls
10-11	Heavy damage; only half Cruising MP (round fractions up), +3 modifier to all Driving Skill Rolls
12+	Major damage; no movement for the rest of the game. Vehicle is immobile.

Attack Direction Modifier:	Vehicle Type Modifiers:
Hit from rear	Tracked, Naval
Hit from the sides	Wheeled
	Hovercraft, Hydrofoil
	WiGE
	+0
	+2
	+3
	+4

*All movement and Driving Skill Roll penalties are cumulative. However, each Driving Skill Roll modifier can only be applied once. For example, if a roll of 6-7 is made for a vehicle, inflicting a +1 modifier, that is the only time that particular +1 can be applied; a subsequent roll of 6-7 has no additional effect. This means the maximum Driving Skill Roll modifier that can be inflicted from the Motive System Damage Table is +6. If a unit's Cruising MP is reduced to 0, it cannot move for the rest of the game, but is not considered an immobile target. In addition, all motive system damage takes effect at the end of the phase in which the damage occurred. For example, if two units are attacking the same Combat Vehicle during the Weapon Attack Phase and the first unit inflicts motive system damage and rolls a 12, the -4 immobile target modifier would not apply for the second unit. However, the -4 modifier would take effect during the Physical Attack Phase. If a hover vehicle is rendered immobile while over a Depth 1 or deeper water hex, it sinks and is destroyed.

GROUND COMBAT VEHICLE CRITICAL HITS TABLE

2D6 Roll	LOCATION HIT			
	FRONT	SIDE	REAR	TURRET
2-5	No Critical Hit	No Critical Hit	No Critical Hit	No Critical Hit
6	Driver Hit	Cargo/Infantry Hit	Weapon Malfunction	Stabilizer
7	Weapon Malfunction	Weapon Malfunction	Cargo/Infantry Hit	Turret Jam
8	Stabilizer	Crew Stunned	Stabilizer	Weapon Malfunction
9	Sensors	Stabilizer	Weapon Destroyed	Turret Locks
10	Commander Hit	Weapon Destroyed	Engine Hit	Weapon Destroyed
11	Weapon Destroyed	Engine Hit	Ammunition**	Ammunition**
12	Crew Killed	Fuel Tank*	Fuel Tank*	Turret Blown Off

*If Combat Vehicle has ICE engine only. If Combat Vehicle has a fusion engine, treat this result as Engine Hit.

**If Combat Vehicle carries no ammunition, treat this result as Weapon Destroyed.

© 2011 The Topps Company, Inc. Classic BattleTech, 'Mech and BattleMech are trademarks of The Topps Company, Inc. All rights reserved. Catalyst Game Labs and the Catalyst Game Labs logo are trademarks of InMediaRes Productions, LLC. Permission to photocopy for personal use.

CLASSIC BATTLETECH

'MECH RECORD SHEET

'MECH DATA

Type: Spider SDR-5K

Movement Points:

Walking: 8

Running: 12

Jumping: 6

Tonnage: 30

Tech Base: Inner Sphere
(Intro)

Era: Succession Wars

WARRIOR DATA

Name:

Gunnery Skill:

Piloting Skill:


Hits Taken	1	2	3	4	5	6
Consciousness#	3	5	7	10	11	Dead

Weapons & Equipment Inventory (hexes)

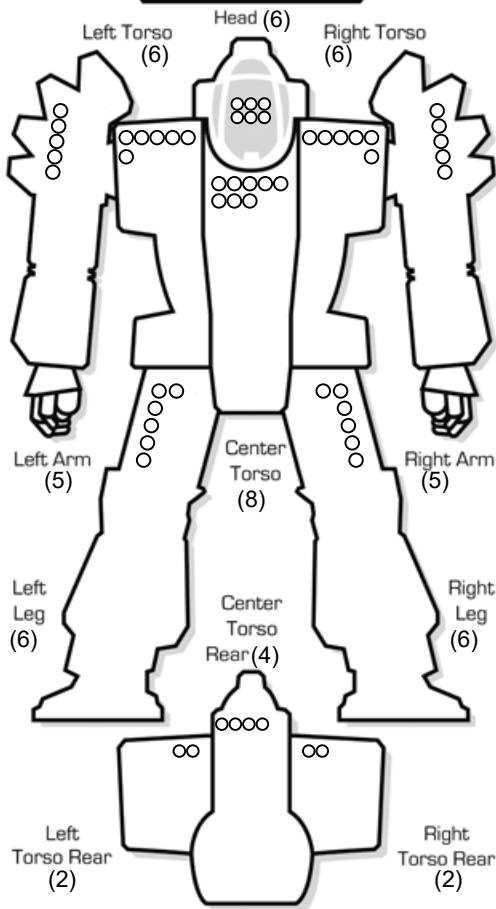
Qty	Type	Loc	Ht	Dmg	Min	Sht	Med	Lng
1	Medium Laser	CT	3	5 [DE]	-	3	6	9
1	Machine Gun	RA	0	2 [DB,AI]	-	1	2	3
1	Machine Gun	LA	0	2 [DB,AI]	-	1	2	3

Cost: 2,728,440 CBills

BV: 503



ARMOR DIAGRAM



CRITICAL HIT TABLE

Left Arm

- Shoulder
- Upper Arm Actuator
- Lower Arm Actuator
- Hand Actuator
- Machine Gun
- Roll Again

1-3

Head

- Life Support
- Sensors
- Cockpit
- Roll Again
- Sensors
- Life Support

Right Arm

- Shoulder
- Upper Arm Actuator
- Lower Arm Actuator
- Hand Actuator
- Machine Gun
- Roll Again

1-3

Center Torso

- Fusion Engine
- Fusion Engine
- Fusion Engine
- Gyro
- Gyro
- Gyro

1-3

Left Torso

- JumpJets
- JumpJets
- JumpJets
- Roll Again
- Roll Again
- Roll Again

1-3

- Gyro
- Fusion Engine
- Fusion Engine
- Fusion Engine
- Medium Laser
- Machine Gun Ammo (200)

4-6

Right Torso

- JumpJets
- JumpJets
- JumpJets
- Roll Again
- Roll Again
- Roll Again

1-3

Engine Hits ○○○○
Gyro Hits ○○
Sensor Hits ○○
Life Support ○

- Roll Again
- Roll Again
- Roll Again
- Roll Again
- Roll Again
- Roll Again

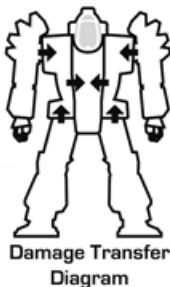
4-6

Left Leg

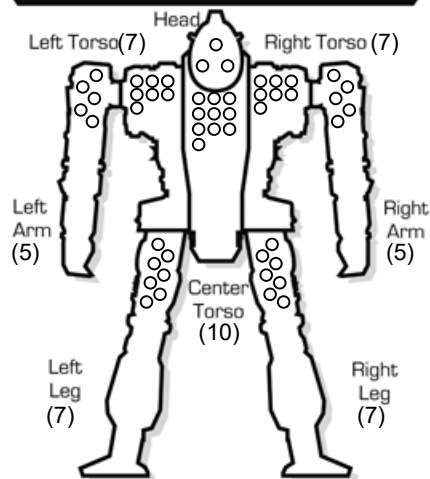
- Hip
- Upper Leg Actuator
- Lower Leg Actuator
- Foot Actuator
- Heat Sink
- Roll Again

Right Leg

- Hip
- Upper Leg Actuator
- Lower Leg Actuator
- Foot Actuator
- Roll Again
- Roll Again



INTERNAL STRUCTURE DIAGRAM



Heat Scale

Overflow

30*
29
28*
27
26*
25*
24*
23*
22*
21
20*
19*
18*
17*
16
15*
14*
13*
12
11
10*
9
8*
7
6
5*
4
3
2
1
0

HEAT DATA

Heat Level*	Effects	Heat Sinks: 10 (10) Single
30	Shutdown	○
28	Ammo Exp. avoid on 8+	○
26	Shutdown, avoid on 10+	○
25	-5 Movement Points	○
24	+4 Modifier to Fire	○
23	Ammo Exp. avoid on 6+	○
22	Shutdown, avoid on 8+	○
20	-4 Movement Points	○
19	Ammo Exp. avoid on 4+	○
18	Shutdown, avoid on 6+	○
17	+3 Modifier to Fire	○
15	-3 Movement Points	○
14	Shutdown, avoid on 4+	○
13	+2 Modifier to Fire	○
10	-2 Movement Points	○
8	+1 Modifier to Fire	○
5	-1 Movement Points	○

BATTLETECH



SRM FOOT INFANTRY RECORD SHEET

SRM FOOT INFANTRY PLATOON 1

Armor Type: Fatigues/Civilian/Non-Armored Divisor: 1

Experience: _____

Gunnery Skill: _____

Anti-'Mech Skill: _____

Max Weapon Damage*

Notes:

None

30	29	28	27	26	25	24	23	22	21	20	19	18	17	16	15	14	13	12	11	10	9	8	7	6	5	4	3	2	1	
8	8	8	7	7	7	6	6	6	6	5	5	5	5	4	4	4	4	3	3	3	2	2	2	2	1	1	1	1	0	
*Damage is always applied in 2-point Damage Value groupings																														
RANGE IN HEXES (TO-HIT MODIFIER)																														
Range	0	1	2	3	4	5	6	7	8	9	10	11	12	13	14	15	16	17	18	19	20	21								
Range Modifier	-2	0	+2	+4	—	—	—	—	—	—	—	—	—	—	—	—	—	—	—	—	—	—	—							
Field Gun Type:	N/A										Ammo:	N/A							Disposable Weapon:	N/A							Ammo:	N/A		
Disposable Weapon:	N/A										Ammo:	N/A							Disposable Weapon:	N/A							Ammo:	N/A		

BV: 68 Transport Wt: 3 tons Movement MP: 1 Type: Foot
 Movement MP: N/A Type: N/A

SRM FOOT INFANTRY PLATOON 2

Armor Type: Fatigues/Civilian/Non-Armored Divisor: 1

Experience: _____

Gunnery Skill: _____

Anti-'Mech Skill: _____

Max Weapon Damage*

Notes:

None

30	29	28	27	26	25	24	23	22	21	20	19	18	17	16	15	14	13	12	11	10	9	8	7	6	5	4	3	2	1	
8	8	8	7	7	7	6	6	6	6	5	5	5	5	4	4	4	4	3	3	3	2	2	2	2	1	1	1	1	0	
*Damage is always applied in 2-point Damage Value groupings																														
RANGE IN HEXES (TO-HIT MODIFIER)																														
Range	0	1	2	3	4	5	6	7	8	9	10	11	12	13	14	15	16	17	18	19	20	21								
Range Modifier	-2	0	+2	+4	—	—	—	—	—	—	—	—	—	—	—	—	—	—	—	—	—	—	—							
Field Gun Type:	N/A										Ammo:	N/A							Disposable Weapon:	N/A							Ammo:	N/A		
Disposable Weapon:	N/A										Ammo:	N/A							Disposable Weapon:	N/A							Ammo:	N/A		

BV: 68 Transport Wt: 3 tons Movement MP: 1 Type: Foot
 Movement MP: N/A Type: N/A

SRM FOOT INFANTRY PLATOON 3

Armor Type: Fatigues/Civilian/Non-Armored Divisor: 1

Experience: _____

Gunnery Skill: _____

Anti-'Mech Skill: _____

Max Weapon Damage*

Notes:

None

30	29	28	27	26	25	24	23	22	21	20	19	18	17	16	15	14	13	12	11	10	9	8	7	6	5	4	3	2	1	
8	8	8	7	7	7	6	6	6	6	5	5	5	5	4	4	4	4	3	3	3	2	2	2	2	1	1	1	1	0	
*Damage is always applied in 2-point Damage Value groupings																														
RANGE IN HEXES (TO-HIT MODIFIER)																														
Range	0	1	2	3	4	5	6	7	8	9	10	11	12	13	14	15	16	17	18	19	20	21								
Range Modifier	-2	0	+2	+4	—	—	—	—	—	—	—	—	—	—	—	—	—	—	—	—	—	—	—							
Field Gun Type:	N/A										Ammo:	N/A							Disposable Weapon:	N/A							Ammo:	N/A		
Disposable Weapon:	N/A										Ammo:	N/A							Disposable Weapon:	N/A							Ammo:	N/A		

BV: 68 Transport Wt: 3 tons Movement MP: 1 Type: Foot
 Movement MP: N/A Type: N/A

SRM FOOT INFANTRY PLATOON 4

Armor Type: Fatigues/Civilian/Non-Armored Divisor: 1

Experience: _____

Gunnery Skill: _____

Anti-'Mech Skill: _____

Max Weapon Damage*

Notes:

None

30	29	28	27	26	25	24	23	22	21	20	19	18	17	16	15	14	13	12	11	10	9	8	7	6	5	4	3	2	1	
8	8	8	7	7	7	6	6	6	6	5	5	5	5	4	4	4	4	3	3	3	2	2	2	2	1	1	1	1	0	
*Damage is always applied in 2-point Damage Value groupings																														
RANGE IN HEXES (TO-HIT MODIFIER)																														
Range	0	1	2	3	4	5	6	7	8	9	10	11	12	13	14	15	16	17	18	19	20	21								
Range Modifier	-2	0	+2	+4	—	—	—	—	—	—	—	—	—	—	—	—	—	—	—	—	—	—	—							
Field Gun Type:	N/A										Ammo:	N/A							Disposable Weapon:	N/A							Ammo:	N/A		
Disposable Weapon:	N/A										Ammo:	N/A							Disposable Weapon:	N/A							Ammo:	N/A		

BV: 68 Transport Wt: 3 tons Movement MP: 1 Type: Foot
 Movement MP: N/A Type: N/A



CLASSIC BATTLETECH

'MECH RECORD SHEET

'MECH DATA

Type: Vulcan VL-5T

Movement Points:

Walking: 6

Running: 9

Jumping: 6

Tonnage: 40

Tech Base: Inner Sphere
(Intro)

Era: Star League

WARRIOR DATA

Name:

Gunnery Skill:

Piloting Skill:

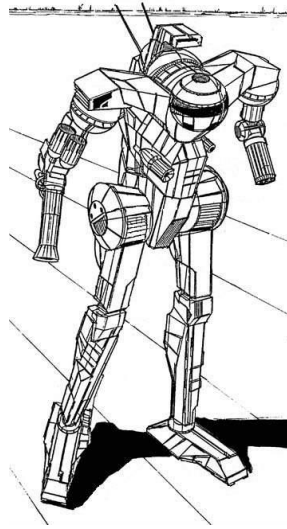
Hits Taken	1	2	3	4	5	6
Consciousness#	3	5	7	10	11	Dead

Weapons & Equipment Inventory (hexes)

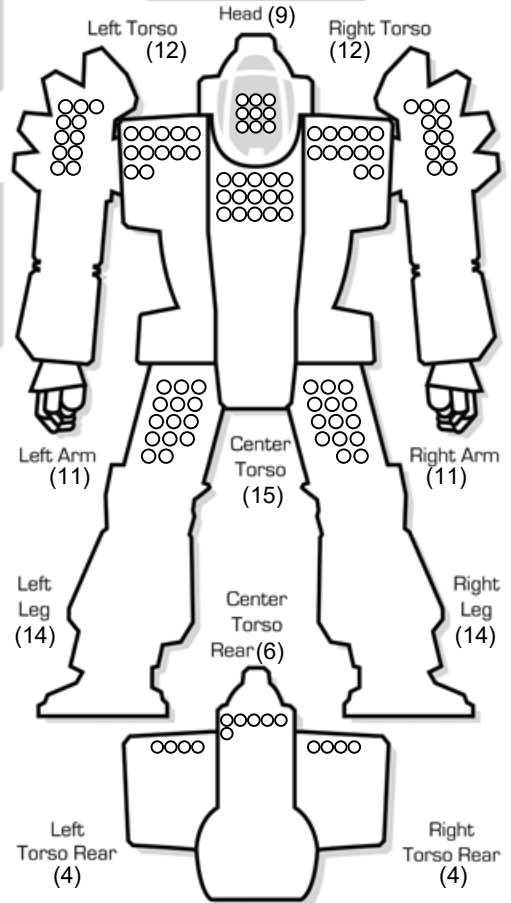
Qty	Type	Loc	Ht	Dmg	Min	Sht	Med	Lng
1	Machine Gun	LA	0	2 [DB,AI]	-	1	2	3
1	Flamer	RA	3	2	-	1	2	3
1	Medium Laser	RT	3	5 [DE]	-	3	6	9
1	Medium Laser	RT	3	5 [DE]	-	3	6	9
1	Medium Laser	RT	3	5 [DE]	-	3	6	9
1	Medium Laser	LT	3	5 [DE]	-	3	6	9

Cost: 3,558,100 CBills

BV: 942



ARMOR DIAGRAM



CRITICAL HIT TABLE

Left Arm

- Shoulder
- Upper Arm Actuator
- Lower Arm Actuator
- Machine Gun
- Roll Again
- Roll Again

1-3

Head

- Life Support
- Sensors
- Cockpit
- Roll Again
- Sensors
- Life Support

1-3

Right Arm

- Shoulder
- Upper Arm Actuator
- Lower Arm Actuator
- Flamer
- Roll Again
- Roll Again

1-3

Center Torso

- Fusion Engine
- Fusion Engine
- Fusion Engine
- Gyro
- Gyro
- Gyro

1-3

4-6

Left Torso

- Heat Sink
- JumpJets
- JumpJets
- Medium Laser
- Machine Gun Ammo (200)
- Roll Again

1-3

4-6

Right Torso

- JumpJets
- JumpJets
- Medium Laser
- Medium Laser
- Medium Laser
- Roll Again

1-3

Engine Hits ○○○○

Gyro Hits ○○

Sensor Hits ○○

Life Support ○

1-3

4-6

Left Leg

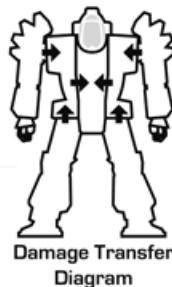
- Hip
- Upper Leg Actuator
- Lower Leg Actuator
- Foot Actuator
- Heat Sink
- Heat Sink

4-6

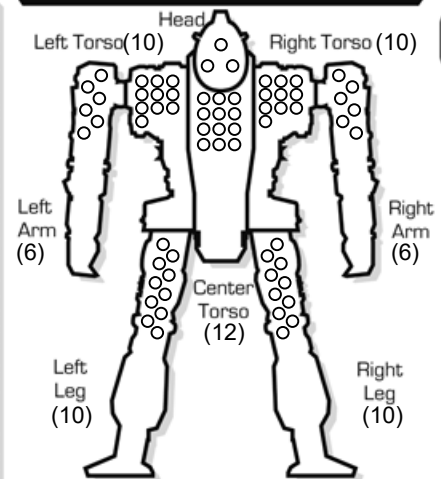
Right Leg

- Hip
- Upper Leg Actuator
- Lower Leg Actuator
- Foot Actuator
- Roll Again
- Roll Again

4-6



INTERNAL STRUCTURE DIAGRAM



Heat Scale

Overflow

30*
29
28*
27
26*
25*
24*
23*
22*
21
20*
19*
18*
17*
16
15*
14*
13*
12
11
10*
9
8*
7
6
5*
4
3
2
1
0

HEAT DATA

Heat Level*	Effects	Heat Sinks: 12 (12) Single
30	Shutdown	
28	Ammo Exp. avoid on 8+	○ ○
26	Shutdown, avoid on 10+	○ ○ ○
25	-5 Movement Points	○ ○ ○ ○
24	+4 Modifier to Fire	○ ○ ○ ○ ○
23	Ammo Exp. avoid on 6+	○ ○ ○ ○ ○ ○
22	Shutdown, avoid on 8+	○ ○ ○ ○ ○ ○ ○
20	-4 Movement Points	○ ○ ○ ○ ○ ○ ○ ○
19	Ammo Exp. avoid on 4+	○ ○ ○ ○ ○ ○ ○ ○ ○
18	Shutdown, avoid on 6+	○ ○ ○ ○ ○ ○ ○ ○ ○ ○
17	+3 Modifier to Fire	○ ○ ○ ○ ○ ○ ○ ○ ○ ○ ○
15	-3 Movement Points	○ ○ ○ ○ ○ ○ ○ ○ ○ ○ ○ ○
14	Shutdown, avoid on 4+	○ ○ ○ ○ ○ ○ ○ ○ ○ ○ ○ ○ ○
13	+2 Modifier to Fire	○ ○ ○ ○ ○ ○ ○ ○ ○ ○ ○ ○ ○ ○
10	-2 Movement Points	○ ○ ○ ○ ○ ○ ○ ○ ○ ○ ○ ○ ○ ○ ○
8	+1 Modifier to Fire	○ ○ ○ ○ ○ ○ ○ ○ ○ ○ ○ ○ ○ ○ ○ ○
5	-1 Movement Points	○ ○ ○ ○ ○ ○ ○ ○ ○ ○ ○ ○ ○ ○ ○ ○ ○

BATTLETECH™



MISSIONS

Character _____ Player _____ Cert _____

Mission: 3028-02

A Bridge to Where?

Hashi Bridge, Were River, Shaula

September 10, 3028

Mission Results

- PCs successfully scan all buildings and units
- PCs capture the bridge
- PCs fail to scan or capture the bridge, and it remains intact
- Bridge is destroyed by Combine forces
- Opposing Mech/Combat Vehicle destroyed by party (+1 XP each) (x_____)

Mech Status

- Mech Survived
- Mech Severely Damaged
- Mech Destroyed

Pilot Status

- Pilot Survived
- Pilot Killed

C-Bill Reward _____ **XP Reward** _____

Salvaged Mechs

- Archer ARC-2K (6,170,773 C-Bills)
- Blackjack BJ-1 (3,147,225 C-Bills)
- Centurion CN9-AL (3,395,874 C-Bills)
- Clint CLNT-2-3T (3,572,380 C-Bills)
- Dervish DV-6M (4,989,967 C-Bills)
- Dragon DRG-1N (5,036,800 C-Bills)
- Ostroc OSR-2C (5,040,960 C-Bills)
- Spider SDR-5K (2,728,440 C-Bills)
- Vulcan VL-5T (3,558,100 C-Bills)

Additional Rewards

A Bridge to Where? The PCs have captured a key bridge. Because of this, on any mission in which you start turn 1 entering the side of a map, you may instead cross off this reward to begin the first turn up to your walk speed in hexes away from the edge of the map. This movement must be legal - you cannot cross terrain you couldn't normally walk across or enter any hexes prohibited due to the scenario or any other movement restrictions. Cross off this reward if the PCs did not capture the bridge.

GM Signature _____ **Game Date** _____

BATTLETECH™

MISSIONS



Mission: 3028-02 Debrief
A Bridge to Where?
Hashi Bridge, Were River, Shaula
September 10, 3028

Once again you find yourselves at the field command vehicle, rather than your favorite mechwarrior bar for your debrief. Man, being at war is annoying, isn't it? You're hardly there for five minutes when the shelling starts. At first it is sporadic and far away, but as the debrief goes on it gets closer.

"Okay Boys, listen up! The Lyrans sure did appreciate us taking a looks-see around that bridge and bringing back information about the bridge's defenses. As the only bridge crossing in this sector capable of supporting assault level 'Mechs, the bridge was surprisingly lightly defended by the Kuritans and we now know why. It looks like the Snakes have fairly accurate pre-sighted artillery in the area, and they aren't exactly shy about using it. A short time ago, they managed to use it to great effect to effectively stop the Lyran advance cold. Apparently our LCAF liason has plans for us, so go make sure that Scotty has patched up and reloaded your 'mechs, get mounted up, and get ready to move out. I'll explain our new orders once we are on the move."

BATTLETECH™



MISSIONS

Character _____ Player _____ Cert _____

Mission: 3028-02

A Bridge to Where?

Hashi Bridge, Were River, Shaula

September 10, 3028

Mission Results

- PCs successfully scan all buildings and units
- PCs capture the bridge
- PCs fail to scan or capture the bridge, and it remains intact
- Bridge is destroyed by Combine forces
- Opposing Mech/Combat Vehicle destroyed by party (+1 XP each) (x_____)

Mech Status

- Mech Survived
- Mech Severely Damaged
- Mech Destroyed

Pilot Status

- Pilot Survived
- Pilot Killed

C-Bill Reward _____ **XP Reward** _____

Salvaged Mechs

- Archer ARC-2K (6,170,773 C-Bills)
- Blackjack BJ-1 (3,147,225 C-Bills)
- Centurion CN9-AL (3,395,874 C-Bills)
- Clint CLNT-2-3T (3,572,380 C-Bills)
- Dervish DV-6M (4,989,967 C-Bills)
- Dragon DRG-1N (5,036,800 C-Bills)
- Ostroc OSR-2C (5,040,960 C-Bills)
- Spider SDR-5K (2,728,440 C-Bills)
- Vulcan VL-5T (3,558,100 C-Bills)

Additional Rewards

A Bridge to Where? The PCs have captured a key bridge. Because of this, on any mission in which you start turn 1 entering the side of a map, you may instead cross off this reward to begin the first turn up to your walk speed in hexes away from the edge of the map. This movement must be legal - you cannot cross terrain you couldn't normally walk across or enter any hexes prohibited due to the scenario or any other movement restrictions. Cross off this reward if the PCs did not capture the bridge.

GM Signature _____ **Game Date** _____

BATTLETECH™

MISSIONS



Mission: 3028-02 Debrief
A Bridge to Where?
Hashi Bridge, Were River, Shaula
September 10, 3028

Once again you find yourselves at the field command vehicle, rather than your favorite mechwarrior bar for your debrief. Man, being at war is annoying, isn't it? You're hardly there for five minutes when the shelling starts. At first it is sporadic and far away, but as the debrief goes on it gets closer.

"Okay Boys, listen up! The Lyrans sure did appreciate us taking a looks-see around that bridge and bringing back information about the bridge's defenses. As the only bridge crossing in this sector capable of supporting assault level 'Mechs, the bridge was surprisingly lightly defended by the Kuritans and we now know why. It looks like the Snakes have fairly accurate pre-sighted artillery in the area, and they aren't exactly shy about using it. A short time ago, they managed to use it to great effect to effectively stop the Lyran advance cold. Apparently our LCAF liason has plans for us, so go make sure that Scotty has patched up and reloaded your 'mechs, get mounted up, and get ready to move out. I'll explain our new orders once we are on the move."

BATTLETECH™



MISSIONS

Character _____ Player _____ Cert _____

Mission: 3028-02

A Bridge to Where?

Hashi Bridge, Were River, Shaula

September 10, 3028

Mission Results

- PCs successfully scan all buildings and units
- PCs capture the bridge
- PCs fail to scan or capture the bridge, and it remains intact
- Bridge is destroyed by Combine forces
- Opposing Mech/Combat Vehicle destroyed by party (+1 XP each) (x_____)

Mech Status

- Mech Survived
- Mech Severely Damaged
- Mech Destroyed

Pilot Status

- Pilot Survived
- Pilot Killed

C-Bill Reward _____ **XP Reward** _____

Salvaged Mechs

- Archer ARC-2K (6,170,773 C-Bills)
- Blackjack BJ-1 (3,147,225 C-Bills)
- Centurion CN9-AL (3,395,874 C-Bills)
- Clint CLNT-2-3T (3,572,380 C-Bills)
- Dervish DV-6M (4,989,967 C-Bills)
- Dragon DRG-1N (5,036,800 C-Bills)
- Ostroc OSR-2C (5,040,960 C-Bills)
- Spider SDR-5K (2,728,440 C-Bills)
- Vulcan VL-5T (3,558,100 C-Bills)

Additional Rewards

A Bridge to Where? The PCs have captured a key bridge. Because of this, on any mission in which you start turn 1 entering the side of a map, you may instead cross off this reward to begin the first turn up to your walk speed in hexes away from the edge of the map. This movement must be legal - you cannot cross terrain you couldn't normally walk across or enter any hexes prohibited due to the scenario or any other movement restrictions. Cross off this reward if the PCs did not capture the bridge.

GM Signature _____ **Game Date** _____

BATTLETECH™

MISSIONS



Mission: 3028-02 Debrief
A Bridge to Where?
Hashi Bridge, Were River, Shaula
September 10, 3028

Once again you find yourselves at the field command vehicle, rather than your favorite mechwarrior bar for your debrief. Man, being at war is annoying, isn't it? You're hardly there for five minutes when the shelling starts. At first it is sporadic and far away, but as the debrief goes on it gets closer.

"Okay Boys, listen up! The Lyrans sure did appreciate us taking a looks-see around that bridge and bringing back information about the bridge's defenses. As the only bridge crossing in this sector capable of supporting assault level 'Mechs, the bridge was surprisingly lightly defended by the Kuritans and we now know why. It looks like the Snakes have fairly accurate pre-sighted artillery in the area, and they aren't exactly shy about using it. A short time ago, they managed to use it to great effect to effectively stop the Lyran advance cold. Apparently our LCAF liason has plans for us, so go make sure that Scotty has patched up and reloaded your 'mechs, get mounted up, and get ready to move out. I'll explain our new orders once we are on the move."

BATTLETECH™



MISSIONS

Character _____ Player _____ Cert _____

Mission: 3028-02

A Bridge to Where?

Hashi Bridge, Were River, Shaula

September 10, 3028

Mission Results

- PCs successfully scan all buildings and units
- PCs capture the bridge
- PCs fail to scan or capture the bridge, and it remains intact
- Bridge is destroyed by Combine forces
- Opposing Mech/Combat Vehicle destroyed by party (+1 XP each) (x_____)

Mech Status

- Mech Survived
- Mech Severely Damaged
- Mech Destroyed

Pilot Status

- Pilot Survived
- Pilot Killed

C-Bill Reward _____ **XP Reward** _____

Salvaged Mechs

- Archer ARC-2K (6,170,773 C-Bills)
- Blackjack BJ-1 (3,147,225 C-Bills)
- Centurion CN9-AL (3,395,874 C-Bills)
- Clint CLNT-2-3T (3,572,380 C-Bills)
- Dervish DV-6M (4,989,967 C-Bills)
- Dragon DRG-1N (5,036,800 C-Bills)
- Ostroc OSR-2C (5,040,960 C-Bills)
- Spider SDR-5K (2,728,440 C-Bills)
- Vulcan VL-5T (3,558,100 C-Bills)

Additional Rewards

A Bridge to Where? The PCs have captured a key bridge. Because of this, on any mission in which you start turn 1 entering the side of a map, you may instead cross off this reward to begin the first turn up to your walk speed in hexes away from the edge of the map. This movement must be legal - you cannot cross terrain you couldn't normally walk across or enter any hexes prohibited due to the scenario or any other movement restrictions. Cross off this reward if the PCs did not capture the bridge.

GM Signature _____ **Game Date** _____

BATTLETECH™

MISSIONS



Mission: 3028-02 Debrief
A Bridge to Where?
Hashi Bridge, Were River, Shaula
September 10, 3028

Once again you find yourselves at the field command vehicle, rather than your favorite mechwarrior bar for your debrief. Man, being at war is annoying, isn't it? You're hardly there for five minutes when the shelling starts. At first it is sporadic and far away, but as the debrief goes on it gets closer.

"Okay Boys, listen up! The Lyrans sure did appreciate us taking a looks-see around that bridge and bringing back information about the bridge's defenses. As the only bridge crossing in this sector capable of supporting assault level 'Mechs, the bridge was surprisingly lightly defended by the Kuritans and we now know why. It looks like the Snakes have fairly accurate pre-sighted artillery in the area, and they aren't exactly shy about using it. A short time ago, they managed to use it to great effect to effectively stop the Lyran advance cold. Apparently our LCAF liason has plans for us, so go make sure that Scotty has patched up and reloaded your 'mechs, get mounted up, and get ready to move out. I'll explain our new orders once we are on the move."

BATTLETECH™



MISSIONS

Character _____ Player _____ Cert _____

Mission: 3028-02

A Bridge to Where?

Hashi Bridge, Were River, Shaula

September 10, 3028

Mission Results

- PCs successfully scan all buildings and units
- PCs capture the bridge
- PCs fail to scan or capture the bridge, and it remains intact
- Bridge is destroyed by Combine forces
- Opposing Mech/Combat Vehicle destroyed by party (+1 XP each) (x_____)

Mech Status

- Mech Survived
- Mech Severely Damaged
- Mech Destroyed

Pilot Status

- Pilot Survived
- Pilot Killed

C-Bill Reward _____ **XP Reward** _____

Salvaged Mechs

- Archer ARC-2K (6,170,773 C-Bills)
- Blackjack BJ-1 (3,147,225 C-Bills)
- Centurion CN9-AL (3,395,874 C-Bills)
- Clint CLNT-2-3T (3,572,380 C-Bills)
- Dervish DV-6M (4,989,967 C-Bills)
- Dragon DRG-1N (5,036,800 C-Bills)
- Ostroc OSR-2C (5,040,960 C-Bills)
- Spider SDR-5K (2,728,440 C-Bills)
- Vulcan VL-5T (3,558,100 C-Bills)

Additional Rewards

A Bridge to Where? The PCs have captured a key bridge. Because of this, on any mission in which you start turn 1 entering the side of a map, you may instead cross off this reward to begin the first turn up to your walk speed in hexes away from the edge of the map. This movement must be legal - you cannot cross terrain you couldn't normally walk across or enter any hexes prohibited due to the scenario or any other movement restrictions. Cross off this reward if the PCs did not capture the bridge.

GM Signature _____ **Game Date** _____

BATTLETECH™

MISSIONS



Mission: 3028-02 Debrief
A Bridge to Where?
Hashi Bridge, Were River, Shaula
September 10, 3028

Once again you find yourselves at the field command vehicle, rather than your favorite mechwarrior bar for your debrief. Man, being at war is annoying, isn't it? You're hardly there for five minutes when the shelling starts. At first it is sporadic and far away, but as the debrief goes on it gets closer.

"Okay Boys, listen up! The Lyrans sure did appreciate us taking a looks-see around that bridge and bringing back information about the bridge's defenses. As the only bridge crossing in this sector capable of supporting assault level 'Mechs, the bridge was surprisingly lightly defended by the Kuritans and we now know why. It looks like the Snakes have fairly accurate pre-sighted artillery in the area, and they aren't exactly shy about using it. A short time ago, they managed to use it to great effect to effectively stop the Lyran advance cold. Apparently our LCAF liason has plans for us, so go make sure that Scotty has patched up and reloaded your 'mechs, get mounted up, and get ready to move out. I'll explain our new orders once we are on the move."

BATTLETECH™



MISSIONS

Character _____ Player _____ Cert _____

Mission: 3028-02

A Bridge to Where?

Hashi Bridge, Were River, Shaula

September 10, 3028

Mission Results

- PCs successfully scan all buildings and units
- PCs capture the bridge
- PCs fail to scan or capture the bridge, and it remains intact
- Bridge is destroyed by Combine forces
- Opposing Mech/Combat Vehicle destroyed by party (+1 XP each) (x_____)

Mech Status

- Mech Survived
- Mech Severely Damaged
- Mech Destroyed

Pilot Status

- Pilot Survived
- Pilot Killed

C-Bill Reward _____ **XP Reward** _____

Salvaged Mechs

- Archer ARC-2K (6,170,773 C-Bills)
- Blackjack BJ-1 (3,147,225 C-Bills)
- Centurion CN9-AL (3,395,874 C-Bills)
- Clint CLNT-2-3T (3,572,380 C-Bills)
- Dervish DV-6M (4,989,967 C-Bills)
- Dragon DRG-1N (5,036,800 C-Bills)
- Ostroc OSR-2C (5,040,960 C-Bills)
- Spider SDR-5K (2,728,440 C-Bills)
- Vulcan VL-5T (3,558,100 C-Bills)

Additional Rewards

A Bridge to Where? The PCs have captured a key bridge. Because of this, on any mission in which you start turn 1 entering the side of a map, you may instead cross off this reward to begin the first turn up to your walk speed in hexes away from the edge of the map. This movement must be legal - you cannot cross terrain you couldn't normally walk across or enter any hexes prohibited due to the scenario or any other movement restrictions. Cross off this reward if the PCs did not capture the bridge.

GM Signature _____ **Game Date** _____

BATTLETECH™

MISSIONS



Mission: 3028-02 Debrief
A Bridge to Where?
Hashi Bridge, Were River, Shaula
September 10, 3028

Once again you find yourselves at the field command vehicle, rather than your favorite mechwarrior bar for your debrief. Man, being at war is annoying, isn't it? You're hardly there for five minutes when the shelling starts. At first it is sporadic and far away, but as the debrief goes on it gets closer.

"Okay Boys, listen up! The Lyrans sure did appreciate us taking a looks-see around that bridge and bringing back information about the bridge's defenses. As the only bridge crossing in this sector capable of supporting assault level 'Mechs, the bridge was surprisingly lightly defended by the Kuritans and we now know why. It looks like the Snakes have fairly accurate pre-sighted artillery in the area, and they aren't exactly shy about using it. A short time ago, they managed to use it to great effect to effectively stop the Lyran advance cold. Apparently our LCAF liason has plans for us, so go make sure that Scotty has patched up and reloaded your 'mechs, get mounted up, and get ready to move out. I'll explain our new orders once we are on the move."

BATTLETECH™



MISSIONS

Character _____ Player _____ Cert _____

Mission: 3028-02

A Bridge to Where?

Hashi Bridge, Were River, Shaula

September 10, 3028

Mission Results

- PCs successfully scan all buildings and units
- PCs capture the bridge
- PCs fail to scan or capture the bridge, and it remains intact
- Bridge is destroyed by Combine forces
- Opposing Mech/Combat Vehicle destroyed by party (+1 XP each) (x_____)

Mech Status

- Mech Survived
- Mech Severely Damaged
- Mech Destroyed

Pilot Status

- Pilot Survived
- Pilot Killed

C-Bill Reward _____ **XP Reward** _____

Salvaged Mechs

- Archer ARC-2K (6,170,773 C-Bills)
- Blackjack BJ-1 (3,147,225 C-Bills)
- Centurion CN9-AL (3,395,874 C-Bills)
- Clint CLNT-2-3T (3,572,380 C-Bills)
- Dervish DV-6M (4,989,967 C-Bills)
- Dragon DRG-1N (5,036,800 C-Bills)
- Ostroc OSR-2C (5,040,960 C-Bills)
- Spider SDR-5K (2,728,440 C-Bills)
- Vulcan VL-5T (3,558,100 C-Bills)

Additional Rewards

A Bridge to Where? The PCs have captured a key bridge. Because of this, on any mission in which you start turn 1 entering the side of a map, you may instead cross off this reward to begin the first turn up to your walk speed in hexes away from the edge of the map. This movement must be legal - you cannot cross terrain you couldn't normally walk across or enter any hexes prohibited due to the scenario or any other movement restrictions. Cross off this reward if the PCs did not capture the bridge.

GM Signature _____ **Game Date** _____

BATTLETECH™

MISSIONS



Mission: 3028-02 Debrief
A Bridge to Where?
Hashi Bridge, Were River, Shaula
September 10, 3028

Once again you find yourselves at the field command vehicle, rather than your favorite mechwarrior bar for your debrief. Man, being at war is annoying, isn't it? You're hardly there for five minutes when the shelling starts. At first it is sporadic and far away, but as the debrief goes on it gets closer.

"Okay Boys, listen up! The Lyrans sure did appreciate us taking a looks-see around that bridge and bringing back information about the bridge's defenses. As the only bridge crossing in this sector capable of supporting assault level 'Mechs, the bridge was surprisingly lightly defended by the Kuritans and we now know why. It looks like the Snakes have fairly accurate pre-sighted artillery in the area, and they aren't exactly shy about using it. A short time ago, they managed to use it to great effect to effectively stop the Lyran advance cold. Apparently our LCAF liason has plans for us, so go make sure that Scotty has patched up and reloaded your 'mechs, get mounted up, and get ready to move out. I'll explain our new orders once we are on the move."

BATTLETECH™



MISSIONS

Character _____ Player _____ Cert _____

Mission: 3028-02

A Bridge to Where?

Hashi Bridge, Were River, Shaula

September 10, 3028

Mission Results

- PCs successfully scan all buildings and units
- PCs capture the bridge
- PCs fail to scan or capture the bridge, and it remains intact
- Bridge is destroyed by Combine forces
- Opposing Mech/Combat Vehicle destroyed by party (+1 XP each) (x_____)

Mech Status

- Mech Survived
- Mech Severely Damaged
- Mech Destroyed

Pilot Status

- Pilot Survived
- Pilot Killed

C-Bill Reward _____ **XP Reward** _____

Salvaged Mechs

- Archer ARC-2K (6,170,773 C-Bills)
- Blackjack BJ-1 (3,147,225 C-Bills)
- Centurion CN9-AL (3,395,874 C-Bills)
- Clint CLNT-2-3T (3,572,380 C-Bills)
- Dervish DV-6M (4,989,967 C-Bills)
- Dragon DRG-1N (5,036,800 C-Bills)
- Ostroc OSR-2C (5,040,960 C-Bills)
- Spider SDR-5K (2,728,440 C-Bills)
- Vulcan VL-5T (3,558,100 C-Bills)

Additional Rewards

A Bridge to Where? The PCs have captured a key bridge. Because of this, on any mission in which you start turn 1 entering the side of a map, you may instead cross off this reward to begin the first turn up to your walk speed in hexes away from the edge of the map. This movement must be legal - you cannot cross terrain you couldn't normally walk across or enter any hexes prohibited due to the scenario or any other movement restrictions. Cross off this reward if the PCs did not capture the bridge.

GM Signature _____ **Game Date** _____

BATTLETECH™

MISSIONS



Mission: 3028-02 Debrief
A Bridge to Where?
Hashi Bridge, Were River, Shaula
September 10, 3028

Once again you find yourselves at the field command vehicle, rather than your favorite mechwarrior bar for your debrief. Man, being at war is annoying, isn't it? You're hardly there for five minutes when the shelling starts. At first it is sporadic and far away, but as the debrief goes on it gets closer.

"Okay Boys, listen up! The Lyrans sure did appreciate us taking a looks-see around that bridge and bringing back information about the bridge's defenses. As the only bridge crossing in this sector capable of supporting assault level 'Mechs, the bridge was surprisingly lightly defended by the Kuritans and we now know why. It looks like the Snakes have fairly accurate pre-sighted artillery in the area, and they aren't exactly shy about using it. A short time ago, they managed to use it to great effect to effectively stop the Lyran advance cold. Apparently our LCAF liason has plans for us, so go make sure that Scotty has patched up and reloaded your 'mechs, get mounted up, and get ready to move out. I'll explain our new orders once we are on the move."

GM Report
Mission 3028-02 - A Bridge to Where?

Date: _____

GM: _____

Venue _____

Player	Player #	Mech (Variant)	Pilot Skill (G/P)	
1				
2				
3				
4				
5				
6				
7				
8				

Salvaged Mechs

- Archer ARC-2K (6,170,773 C-Bills)
- Blackjack BJ-1 (3,147,225 C-Bills)
- Centurion CN9-AL (3,395,874 C-Bills)
- Clint CLNT-2-3T (3,572,380 C-Bills)
- Dervish DV-6M (4,989,967 C-Bills)
- Dragon DRG-1N (5,036,800 C-Bills)
- Ostroc OSR-2C (5,040,960 C-Bills)
- Spider SDR-5K (2,728,440 C-Bills)
- Vulcan VL-5T (3,558,100 C-Bills)

	PIL
GUNNERY	0
0	2.42 2.
1	2.21 2.
2	1.93 1.
3	1.66 1.
4	1.38 1.
5	1.31 1.
6	1.24 1.
7	1.17 1.
8	1.10 0.